

ภาคผนวก ง

เอกสารการสอบเทียบเครื่องมือตรวจวิเคราะห์



right solutions.
right partner.

รายการเครื่องมือที่ใช้ในการวิเคราะห์ / ทดสอบ

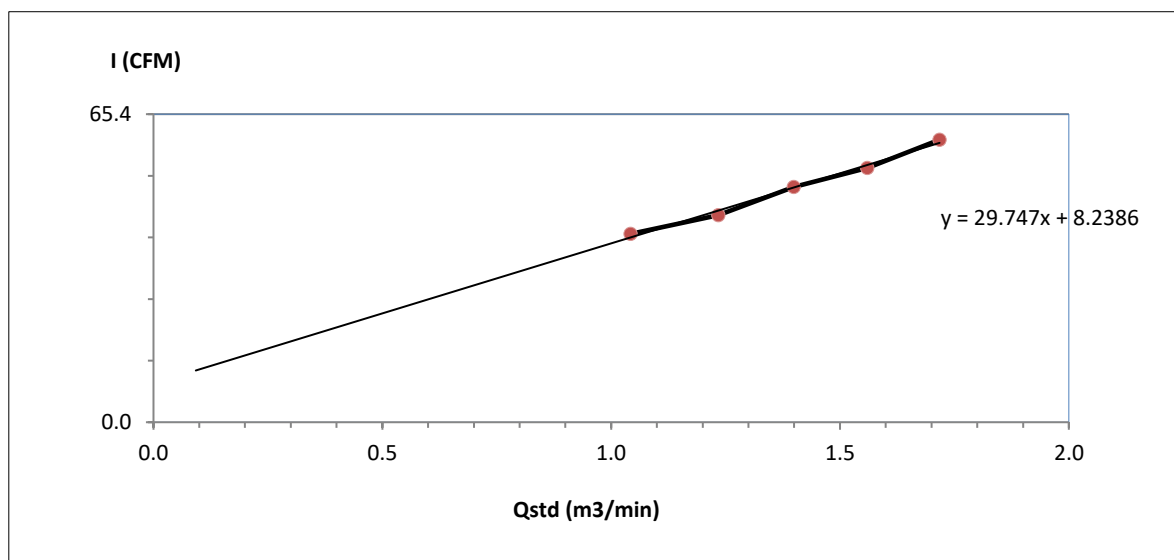
Sample Name	Parameter	Equipment Name	ID No.	Calibrated Date	Next Cal	Freq. Calibrate (Months)
Ambient	Total Suspended Particulate	High Volume	RYG_FS0174	-	-	On site Calibration
Ambient	Total Suspended Particulate	High Volume	BKK_FS0371	-	-	On site Calibration
Ambient	Total Suspended Particulate	High Volume	BKK_FS0362	-	-	On site Calibration
Ambient	Total Suspended Particulate	High Volume	BKK_FS0370	-	-	On site Calibration
Ambient	Total Suspended Particulate	Digital Balance	RYG_EN0001	22-Feb-24	22-Feb-25	12
Ambient	Particulate Matter (PM-10)	High Volume	RYG_FS0397	-	-	On site Calibration
Ambient	Particulate Matter (PM-10)	High Volume	RYG_FS0185	-	-	On site Calibration
Ambient	Particulate Matter (PM-10)	High Volume	BKK_FS0376	-	-	On site Calibration
Ambient	Particulate Matter (PM-10)	High Volume	BKK_FS0377	-	-	On site Calibration
Ambient	Particulate Matter (PM-10)	Digital Balance	RYG_EN0001	22-Feb-24	22-Feb-25	12
Noise	Leq 24 hrs	Sound Calibrator	RYG_FS0496	26-Jan-24	25-Jan-25	12
Noise	Leq 24 hrs	Sound Level Meter	RYG_FS0027	22-Jan-24	21-Jan-25	12
Noise	Leq 24 hrs	Sound Level Meter	RYG_FS0029	20-Jun-23	20-Jun-24	12
Noise	Leq 24 hrs	Sound Level Meter	RYG_FS0030	25-Jan-24	24-Jan-25	12
Noise	Leq 24 hrs	Sound Level Meter	RYG_FS0300	1-Sep-23	1-Sep-24	12
Noise	Leq 24 hrs	Sound Level Meter	RYG_FS0388	5-Jan-24	4-Jan-25	12
Noise	Leq 24 hrs	Sound Level Meter	RYG_FS0389	5-Jan-24	4-Jan-25	12



High Volume Air Sampler Calibration Worksheet

Project Site :	WHA Industrial Estate Rayong Company Limited	Barometric Pressure (mm Hg) :	754
Calibrate Location :	วัดหินโค้ง (A1)	Temperature (°C) :	28
Calibrate Date :	1-Jun-24	High Volume ID :	RYG_FS0174
CalibrationSheet No.:	C-010624-RYG_FS0174	High Volume Model :	TE-5170D
Calibrator ID:	RYG_FS0205	High Volume S/N :	4800
Calibrator Model :	TE-5028A	Calibrator Slope :	1.52567
Calibrator S/N :	1166	Calibrator Intercept :	-0.03613

Test No.	Delta H ₂ O (inch)	Q _{std} (m ³ /min)	I : Chart (CFM)	Linear Regression
1	2.4	1.0425	40	Slope : 29.7469 Intercept : 8.2386 Correlation Coefficient : 0.9954
2	3.4	1.2339	44	
3	4.4	1.3987	50	
4	5.5	1.5596	54	
5	6.7	1.7176	60	



Calibrated by sitpawit, S
(Mr.sitpawit Suwannarat)
Field Scientist(1)

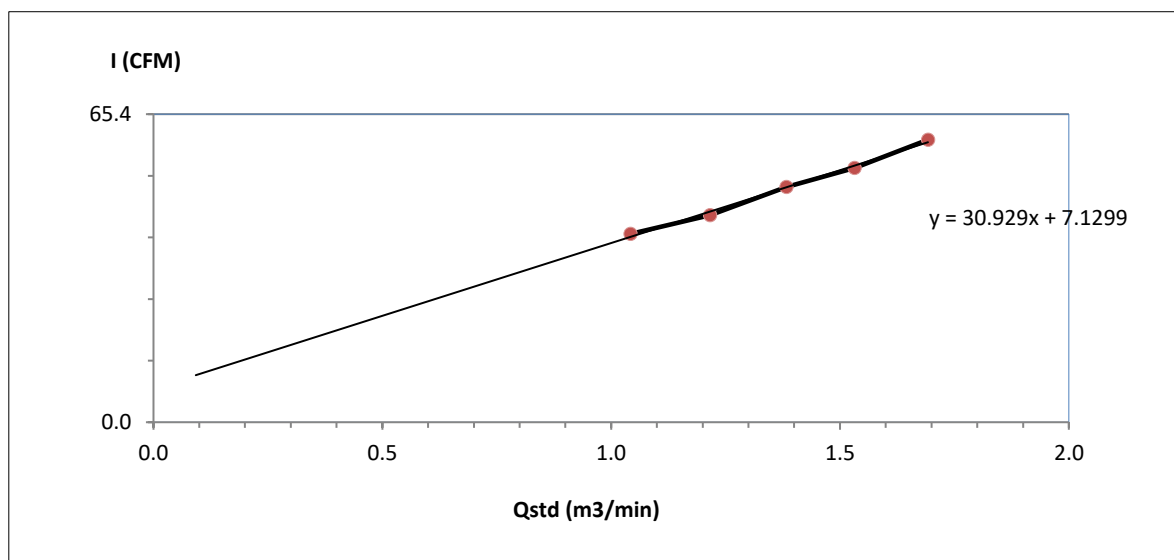
Approved by : [Signature]
(Mr. Noppong Juntarupan)
Enviro Field Coordinator Scientist (3)



High Volume Air Sampler Calibration Worksheet

Project Site :	WHA Industrial Estate Rayong Company Limited	Barometric Pressure (mm Hg) :	754
Calibrate Location :	กลุ่มบ้าน หมู่ 11 บ้านสามเนิน จุดที่ 1 (A2)	Temperature (°C) :	28
Calibrate Date :	1-Jun-24	High Volume ID :	BKK_FS0371
CalibrationSheet No.:	C-010624-BKK_FS0371	High Volume Model :	G1051
Calibrator ID:	RYG_FS0205	High Volume S/N :	1324
Calibrator Model :	TE-5028A	Calibrator Slope :	1.52567
Calibrator S/N :	1166	Calibrator Intercept :	-0.03613

Test No.	Delta H ₂ O (inch)	Q _{std} (m ³ /min)	I : Chart (CFM)	Linear Regression
1	2.4	1.0425	40	Slope : 30.9294 Intercept : 7.1299 Correlation Coefficient : 0.9970
2	3.3	1.2162	44	
3	4.3	1.3832	50	
4	5.3	1.5316	54	
5	6.5	1.6923	60	



Calibrated by Sitpawit, S
(Mr.sitpawit Suwannarat)
Field Scientist(1)

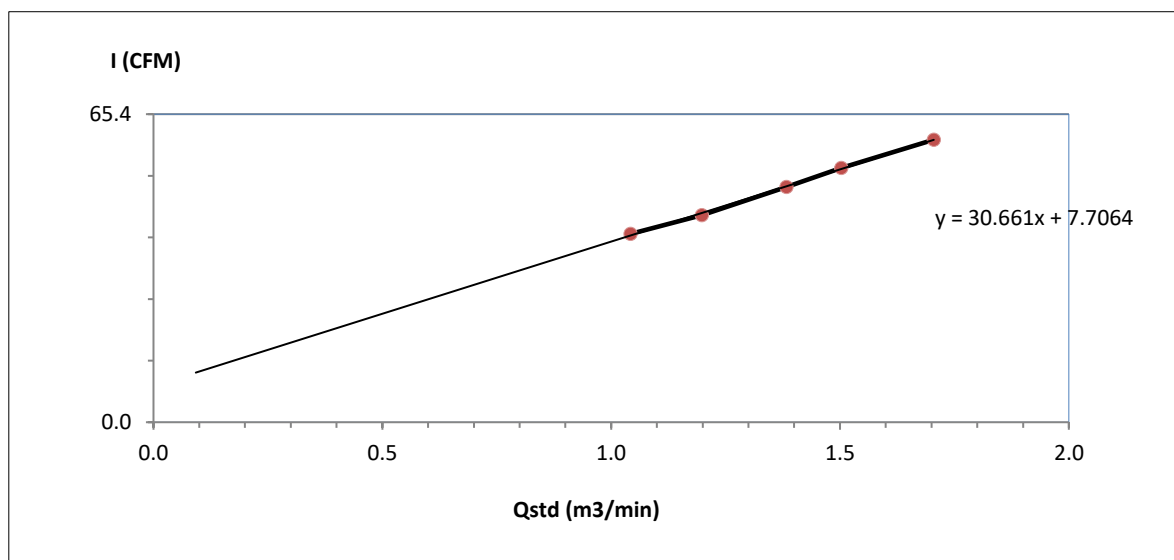
Approved by : [Signature]
(Mr. Noppong Juntarupan)
Enviro Field Coordinator Scientist (3)



High Volume Air Sampler Calibration Worksheet

Project Site :	WHA Industrial Estate Rayong Company Limited	Barometric Pressure (mm Hg) :	754
Calibrate Location :	กลุ่มบ้าน หมู่ 11 บ้านสามเนิน จุดที่ 2 (A3)	Temperature (°C) :	28
Calibrate Date :	1-Jun-24	High Volume ID :	BKK_FS0362
CalibrationSheet No.:	C-010624-BKK_FS0362	High Volume Model :	G1051
Calibrator ID:	RYG_FS0205	High Volume S/N :	1452
Calibrator Model :	TE-5028A	Calibrator Slope :	1.52567
Calibrator S/N :	1166	Calibrator Intercept :	-0.03613

Test No.	Delta H ₂ O (inch)	Q _{std} (m ³ /min)	I : Chart (CFM)	Linear Regression
1	2.4	1.0425	40	Slope : 30.6605 Intercept : 7.7064 Correlation Coefficient : 0.9993
2	3.2	1.1982	44	
3	4.3	1.3832	50	
4	5.1	1.5031	54	
5	6.6	1.7050	60	



Calibrated by sitpawit, S
(Mr.sitpawit Suwannarat)
Field Scientist(1)

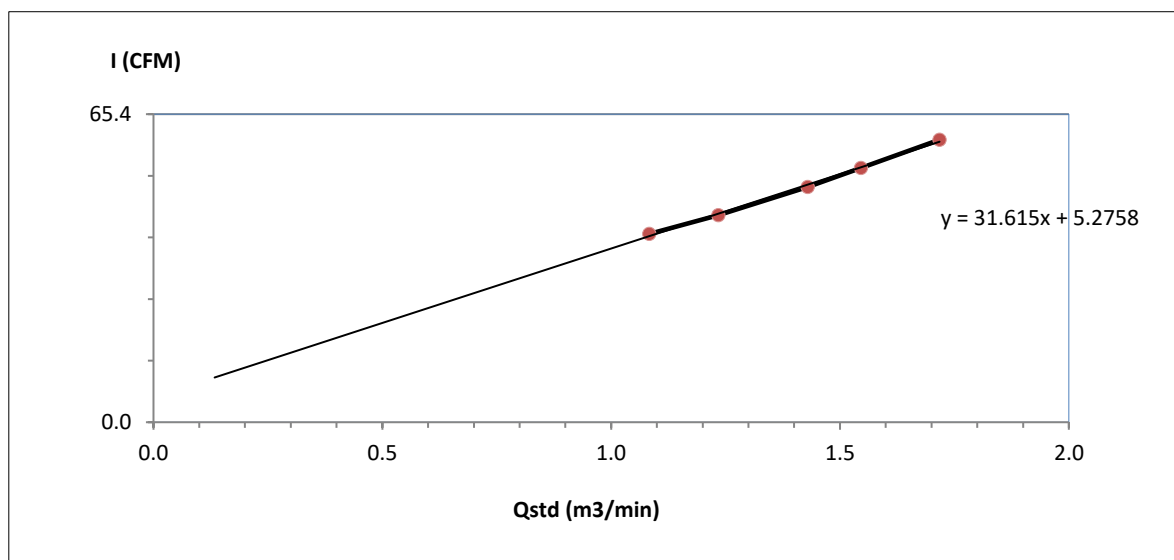
Approved by : [Signature]
(Mr. Noppong Juntarupan)
Enviro Field Coordinator Scientist (3)



High Volume Air Sampler Calibration Worksheet

Project Site :	WHA Industrial Estate Rayong Company Limited	Barometric Pressure (mm Hg) :	754
Calibrate Location :	หมู่ที่ 8 บ้านโหนดกลาง (A4)	Temperature (°C) :	28
Calibrate Date :	1-Jun-24	High Volume ID :	BKK_FS0370
CalibrationSheet No.:	C-010624-BKK_FS0370	High Volume Model :	TE-5009X
Calibrator ID:	RYG_FS0205	High Volume S/N :	4798
Calibrator Model :	TE-5028A	Calibrator Slope :	1.52567
Calibrator S/N :	1166	Calibrator Intercept :	-0.03613

Test No.	Delta H ₂ O (inch)	Q _{std} (m ³ /min)	I : Chart (CFM)	Linear Regression
1	2.6	1.0836	40	Slope : 31.6149 Intercept : 5.2758 Correlation Coefficient : 0.9986
2	3.4	1.2339	44	
3	4.6	1.4293	50	
4	5.4	1.5456	54	
5	6.7	1.7176	60	



Calibrated by sitpawit, S
(Mr.sitpawit Suwannarat)
Field Scientist(1)

Approved by : [Signature]
(Mr. Noppong Juntarupan)
Enviro Field Coordinator Scientist (3)



SARTORIUS

NSC-TISI-TIS 17025
CALIBRATION 0426

Certificate

of Calibration

Model Number : LA130S-F
Description : Analytical Balance
Serial Number : 25409664
ID No. : RYG_EN0001
Manufacturer : Sartorius

Certificate No. : 24BCI0068
Issued Date : Friday, February 23, 2024
Reference No. : 229196

Page No. : 1 of 2

Customer Name : ALS Laboratory Group (Thailand) Co.,Ltd. (Rayong Branch)
616/10 Moo 5 T.Maenam Khu, A.Pluak Daeng, Rayong 21140, Thailand.

Calibrated Place : ALS Laboratory Group (Thailand) Co., Ltd.(Balance Room)
616/10 Moo 5 T.Maenam Khu, A.Pluak Daeng, Rayong 21140, Thailand.

Calibrated By : Mr.Chonchai Inthana
Calibration Date : Thursday, February 22, 2024

Calibration
Procedure No. : This calibration was conducted by
Using in-house calibration procedure number (WI-003)
Based on UKAS LAB 14 : 2019

Metrological data :

Capacity : 150 g Readability : 0.0001 g

Ambients Conditions:

Temperature : 23.6 °C ± 5.0 °C
Humidity : 54.0 % RH ± 10.0 % RH
Pressure : ±

Reasons for calibration

☐ New Installation ☐ Service / Repaired ☒ Re-calibration/ Maintenance

Equipment Condition: ☒ Good Operate ☐ Fair

Measurement Method UKAS Publication Ref :Lab 14

The measurement uncertainty stated is the expended uncertainty which is obtained from the standard uncertainty multiplied by the coverage factor ($k=2$) to provide a level of confidence of approximately 95%. It is determined in accordance with the Guide to Expression of Uncertainty in Measurement (GUM). The calibration certificate documents the traceability to National Standards, which realise the unit of measurement according to the International Standard System of Units (SI). Report of Tolerance came form list of Sartorius Metrological Specifications.

Traceability:

Model Number	Description	Traceability	Certificate No.	Due Date
YCS011-522-00	Sartorius weight set 1mg - 5000g E2,YCS011-522-00	TCS	M2308197S	23-Aug-2025
MHB-382SD	Humidity/Barometer/Temp Lutron MHB-382SD	DKSH	C19231845	23-Aug-2024

This certificate relate and apply this equipment only.

This certificate may not be reproduced other than in full except with the prior written approval of the Verification Operation Division
Sartorius (Thailand) Co., Ltd.

Mr.chonchai Inthana(Technical Manager)

S
T
A
M
P



Sartorius (Thailand) Co., Ltd.

129 Rama 9 Road, Huaykwang, Bangkok 10310

Tel: +66 2643 8361-6 Fax: +66 2643-8367, e-mail: service.thailand@sartorius.com

SARTORIUS

Certificate of Calibration

Model Number : LA130S-F

Description : Analytical Balance

Serial Number : 25409664

ID No. : RYG_EN0001

Manufacturer : Sartorius

Certificate No. : 24BCI0068

Issued Date : Friday, February 23, 2024

Reference No. : 229196

Page No. : 2 of 2

Calibration Results : Without Adjustment**Repeatability**

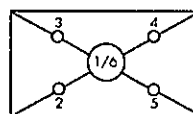
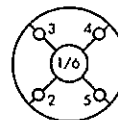
The reproducibility is the ability of a weighing instrument to display nearly identical readouts under constant test conditions when the same load within a measurement series is placed repeatedly on the weighing pan in the same manner. The standard deviation is used to express reproducibility quantitatively.

Nominal Value : (Low Load)	10.0000	99.9999
10 g	10.0000	100.0000
Tolerance	10.0000	100.0001
0.0001 g	10.0000	100.0001
	9.9999	100.0000
Nominal Value : (High Load)	10.0000	100.0001
100 g	10.0000	100.0000
Tolerance	10.0000	100.0001
0.0001 g	9.9999	100.0002
	9.9999	100.0001
Standard Deviation	0.00005	0.00008

Eccentricity (Off-center loading error)

The off-center loading error is yielded by the difference between the readout of the load, i.e. 1/3 or 1/4 of maximum capacity, placed in the middle of the weighing pan and between each of four additional measurement points (positions defined according to OIML R76).

Nominal value : 50 g
Tolerance 0.0004 g

**Difference**

1	—
2	-0.0001
3	0.0001
4	0.0002
5	0.0000
6	-

Linearity

The linearity, also called linearity error. Describes the deviation of the characteristic curve of a weighing instrument from the linear slope.

Tolerance 0.0002 g

Nominal Value (g)	Conventional Mass Value (g)	Displayed Value (g)	Deviation (g)	Uncertainty (g)
0.01	0.0100	0.0100	0.0000	0.00020
0.05	0.0500	0.0500	0.0000	0.00021
0.1	0.1000	0.1000	0.0000	0.00021
0.5	0.5000	0.5000	0.0000	0.00021
1	1.0000	1.0000	0.0000	0.00021
2	2.0000	2.0000	0.0000	0.00021
5	5.0000	5.0000	0.0000	0.00021
10	10.0000	10.0001	0.0001	0.00024
20	20.0000	20.0001	0.0001	0.00021
100	100.0000	99.9999	-0.0001	0.00024

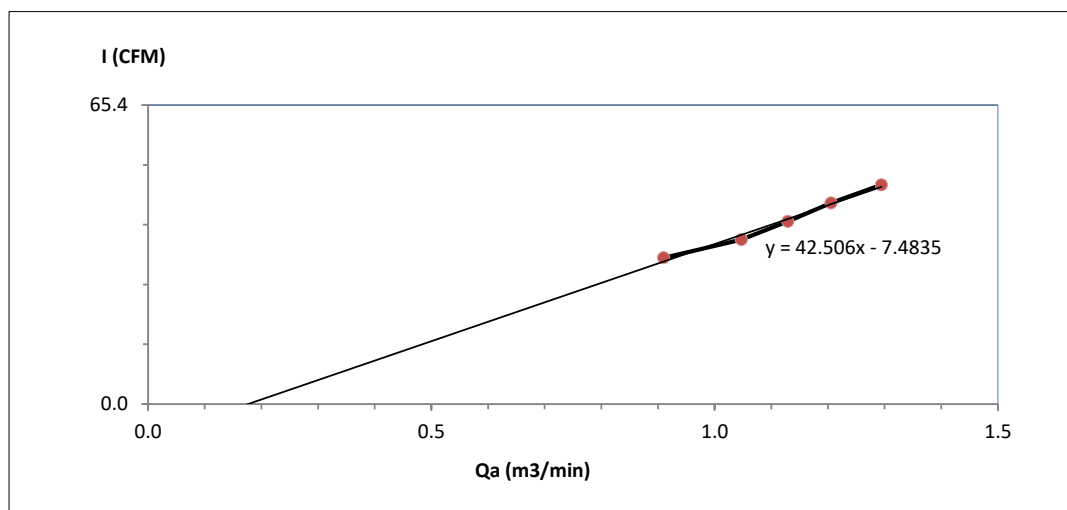
End of Report.



High Volume Air Sampler Calibration Worksheet

Project Site :	WHA Industrial Estate Rayong Company Limited	Barometric Pressure (mm Hg) :	754
Calibrate Location :	วัดหินโค้ง (A1)	Temperature (°C) :	28
Calibrate Date :	1-Jun-24	High Volume ID :	RYG_FS0397
CalibrationSheet No.:	C-010624-RYG_FS0397	High Volume Model :	TE-5009X
Calibrator ID:	RYG_FS0205	High Volume S/N :	5687
Calibrator Model :	TE-5028A	Calibrator Slope :	0.95561
Calibrator S/N :	1166	Calibrator Intercept :	-0.02266

Test No.	Delta H ₂ O (inch)	Qa (m ³ /min)	I : Chart (CFM)	Linear Regression
1	1.8	0.910	32	Slope : 42.5056 Intercept : -7.4835 Correlation Coefficient : 0.9930
2	2.4	1.047	36	
3	2.8	1.129	40	
4	3.2	1.205	44	
5	3.7	1.294	48	



Calibrated by Sitpawit, S
(Mr.sitpawit Suwannarat)
Field Scientist(1)

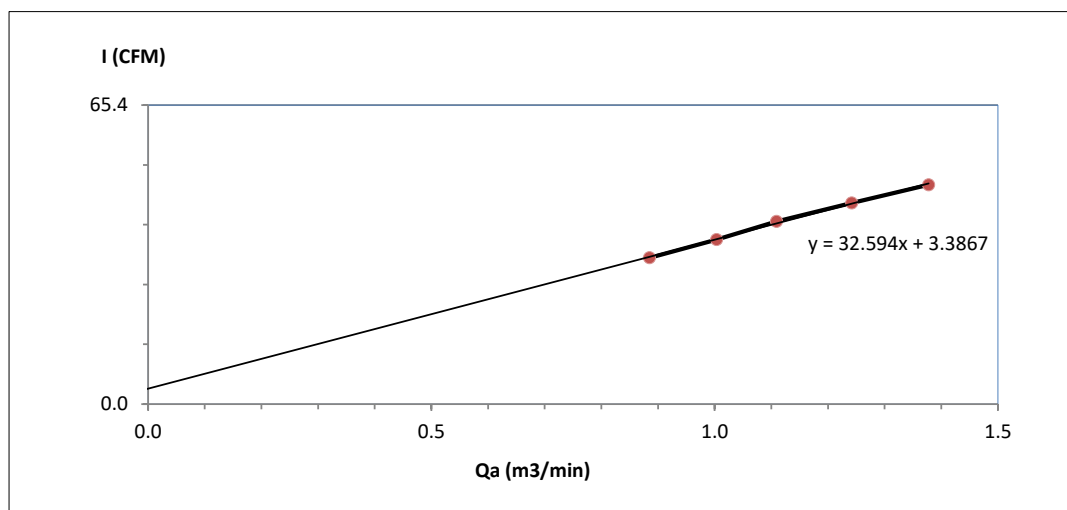
Approved by : Noppong Juntarupan
(Mr. Noppong Juntarupan)
Enviro Field Coordinator Scientist (3)



High Volume Air Sampler Calibration Worksheet

Project Site :	WHA Industrial Estate Rayong Company Limited	Barometric Pressure (mm Hg) :	754
Calibrate Location :	กลุ่มบ้าน หมู่ 11 บ้านสามเนิน จุดที่ 1 (A2)	Temperature (°C) :	28
Calibrate Date :	1-Jun-24	High Volume ID :	RYG_FS0185
CalibrationSheet No.:	C-010624-RYG_FS0185	High Volume Model :	TE-5009X
Calibrator ID:	RYG_FS0205	High Volume S/N :	4793
Calibrator Model :	TE-5028A	Calibrator Slope :	0.95561
Calibrator S/N :	1166	Calibrator Intercept :	-0.02266

Test No.	Delta H ₂ O (inch)	Qa (m ³ /min)	I : Chart (CFM)	Linear Regression
1	1.7	0.885	32	Slope : 32.5937 Intercept : 3.3867 Correlation Coefficient : 0.9988
2	2.2	1.003	36	
3	2.7	1.109	40	
4	3.4	1.242	44	
5	4.2	1.378	48	



Calibrated by Sitpawit, S
 (Mr.sitpawit Suwannarat)
 Field Scientist(1)

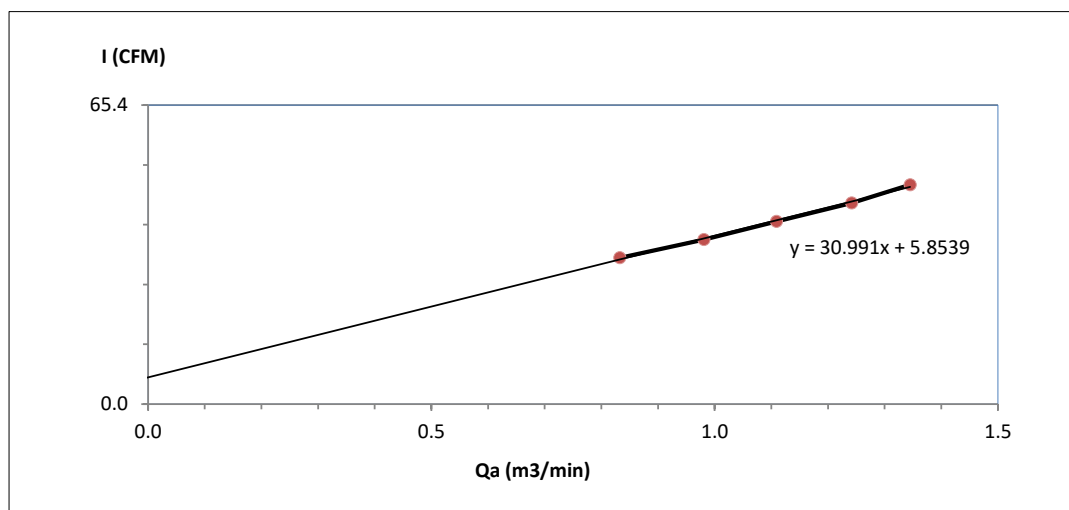
Approved by : Noppong Juntarupan
 (Mr. Noppong Juntarupan)
 Enviro Field Coordinator Scientist (3)



High Volume Air Sampler Calibration Worksheet

Project Site :	WHA Industrial Estate Rayong Company Limited	Barometric Pressure (mm Hg) :	754
Calibrate Location :	หมู่ที่ 8 บ้านโศดกลาง (A4)	Temperature (°C) :	28
Calibrate Date :	1-Jun-24	High Volume ID :	BKK_FS0376
CalibrationSheet No.:	C-010624-BKK_FS0376	High Volume Model :	G1051
Calibrator ID:	RYG_FS0205	High Volume S/N :	1294
Calibrator Model :	TE-5028A	Calibrator Slope :	0.95561
Calibrator S/N :	1166	Calibrator Intercept :	-0.02266

Test No.	Delta H ₂ O (inch)	Qa (m ³ /min)	I : Chart (CFM)	Linear Regression
1	1.5	0.832	32	Slope : 30.9905 Intercept : 5.8539 Correlation Coefficient : 0.9982
2	2.1	0.981	36	
3	2.7	1.109	40	
4	3.4	1.242	44	
5	4.0	1.345	48	



Calibrated by Sitpawit, S
(Mr.sitpawit Suwannarat)
Field Scientist(1)

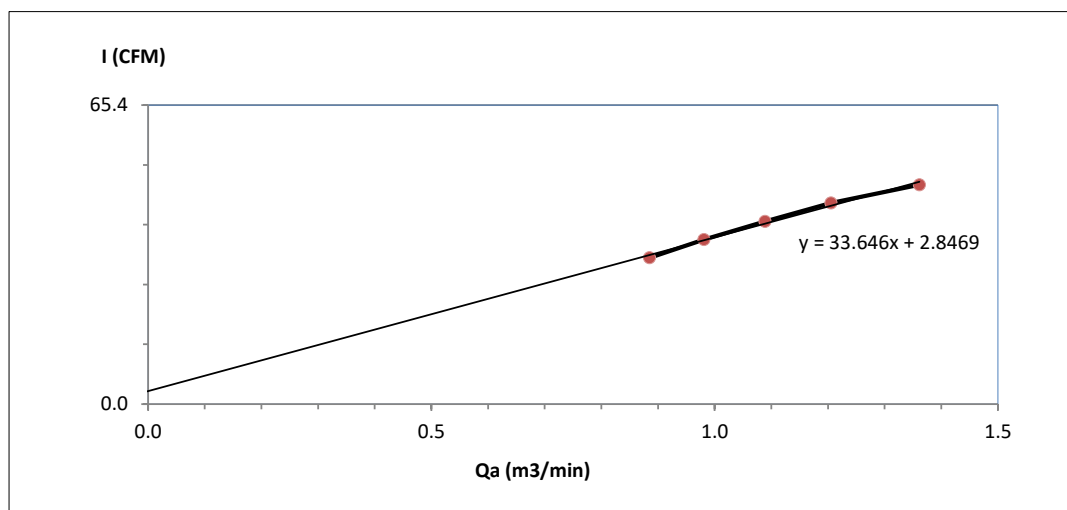
Approved by : Noppong Juntarupan
(Mr. Noppong Juntarupan)
Enviro Field Coordinator Scientist (3)



High Volume Air Sampler Calibration Worksheet

Project Site :	WHA Industrial Estate Rayong Company Limited	Barometric Pressure (mm Hg) :	754
Calibrate Location :	กลุ่มบ้าน หมู่ 11 บ้านสามเนิน จุดที่ 2 (A3)	Temperature (°C) :	28
Calibrate Date :	1-Jun-24	High Volume ID :	BKK_FS0377
CalibrationSheet No.:	C-010624-BKK_FS0377	High Volume Model :	TE-5009X
Calibrator ID:	RYG_FS0205	High Volume S/N :	5313
Calibrator Model :	TE-5028A	Calibrator Slope :	0.95561
Calibrator S/N :	1166	Calibrator Intercept :	-0.02266

Test No.	Delta H ₂ O (inch)	Qa (m ³ /min)	I : Chart (CFM)	Linear Regression
1	1.7	0.885	32	Slope : 33.6462 Intercept : 2.8469 Correlation Coefficient : 0.9954
2	2.1	0.981	36	
3	2.6	1.089	40	
4	3.2	1.205	44	
5	4.1	1.361	48	



Calibrated by Sitpawit, S
(Mr.sitpawit Suwannarat)
Field Scientist(1)

Approved by : Noppong Juntarupan
(Mr. Noppong Juntarupan)
Enviro Field Coordinator Scientist (3)

Cert. No. : ACC24008

Pages : 1 of 3

Calibration Certificate

Equipment : SOUND CALIBRATOR
Manufacturer : RION
Model : NC-75
Serial No.: 35002736
ID No.: RYG_FS0496

Condition As Found : GOOD

Customer : ALS LABORATORY GROUP (THAILAND) CO., LTD.
104 PHATTHANAKAN 40, PHATTHANAKAN ROAD,
KHWAENG PHATTHANAKAN, KHET SUAN LUANG,
BANGKOK, 10250 THAILAND.

Location : -
Ambient Temperature : (23.0 \pm 3) °C
Pressure : (101.3 \pm 3) kPa
Relative Humidity : (50.0 \pm 20) %

Received Date : 19 JANUARY 2024
Calibration Date : 26 JANUARY 2024
Date of Issue : 29 JANUARY 2024

REVIEW BY	Nathakorn P
APPROVED BY	[Signature]
NEXT CAL. DATE	25/1/25

Calibrated by : Nathakorn Pisutpaisan

Approved by :

[Signature]
(Thanakul Petchurai)

This certificate is issued in accordance with the requirements of ISO/IEC 17025 standard, may not be reproduced other than in full, except with the prior written approval of the head of Calibration Laboratory.

SITHIPORN ASSOCIATES CO., LTD.

CALIBRATION LABORATORY

451-451/1 Sirinthorn Road, Bangbumru, Bangplud, Bangkok, 10700 Thailand
Tel. +66 2433 8331 Email : calibration@sithiporn.com

SITHIPORN
associates



Cert. No. : ACC24008

Job No. : VC67AC0058

Pages : 2 of 3

Calibration Procedure : CP-AC-03

Calibration Method :

This equipment was calibrated by follow on IEC-60942-2003 Standard.

The sound pressure level, frequency and total distortion of the sound calibrator was measured using the reference microphone.

Condition of this result of calibration :

1. Reference Standard Instruments :

<u>Instrument</u>	<u>Model</u>	<u>Serial No.</u>	<u>Cert. No.</u>	<u>Due Date</u>
Waveform Generator	33511B	MY52302742	EF-0010-23	07-FEB-24
Digital Multimeter	33461A	MY53220104	EEL.BP 30/0266	13-FEB-24
Digital Multimeter	33461A	MY53220076	EEL.BP 30/0267	13-FEB-24
Digital Multimeter	33461A	MY60024273	EEL.BP 31/0266	14-FEB-24
Programmable Attenuator	MAT-1070	62100114	EF-0011-23	08-FEB-24
Condenser Microphone	4180	2977900	AA-1001-23	14-FEB-24
Measuring Amplifier	NA-42KAI	34560495	AA-3002-23	14-FEB-24
Audio Analyzer	AVR-3360A	V744B6069	EF-0012-23	10-FEB-24

2. This result of calibration was found accurate as shown on date and place of calibration for this calibrated item only.

3. This certificate is traceable to the international system of unit maintained at :

3.1 National Institute of Metrology (Thailand).

3.2 Thailand Institute of Scientific and Technological Research (TISTR).

J. Leter

SITHIPORN ASSOCIATES CO., LTD.

CALIBRATION LABORATORY

451-451/1 Sirinthorn Road, Bangbumru, Bangplud, Bangkok, 10700 Thailand
Tel. +66 2433 8331 Email : calibration@sithiphorn.com

SITHIPORN
associates



Cert. No. : ACC24008
Job No. : VC67AC0058
Pages : 3 of 3

Result of calibration :

1. Sound pressure level

Specified sound pressure level (dB)	Measured value (dB)	Deviated value (dB)	Uncertainty (dB)	Acceptance limit (dB)
94	93.98	-0.02	0.14	0.40

2. Frequency

Specified Frequency (Hz)	Measured value (Hz)	Deviated value (%)	Uncertainty (%)	Acceptance limit (%)
1000	1000.0	0.0	0.1	1.0

3. Total distortion

Measured value (%)	Uncertainty (%)	Acceptance limit (%)
0.83	0.10	3.0

The reported uncertainty is based on a standard uncertainty multiplied by coverage factor $k = 2$
or any value following calculation, providing a level of confidence of approximately 95 %

————— End of Calibration Certificate —————

Cert. No. : ACL24076
Pages : 1 of 8

Calibration Certificate

Equipment : SOUND LEVEL METER
Manufacturer : RION
Model : NL-42 / Microphone UC-52 / Preamplifier NH-24
Serial No.: 00734221 / 157777 / 22653
ID No.: RYG_FS0027

Condition As Found : GOOD

Customer : ALS LABORATORY GROUP (THAILAND) CO., LTD.
104 PHATTHANAKAN 40, PHATTHANAKAN ROAD,
KHWAEANG PHATTHANAKAN, KHET SUAN LUANG,
BANGKOK, 10250 THAILAND.

Location : -
Ambient Temperature : (23.0 ± 3) °C
Pressure : (101.3 ± 3) kPa
Relative Humidity : (50.0 ± 20) %

Received Date : 11 JANUARY 2024
Calibration Date : 22-24 JANUARY 2024
Date of Issue : 24 JANUARY 2024

REVIEW BY *Nathakorn P.*
APPROVED BY *[Signature]*
NEXT CAL. DATE *27/1/25*

Calibrated by : Nathakorn Pisutpaisan

Approved by : *[Signature]*
(Thanakul Petchurai)

This certificate is issued in accordance with the requirements of ISO/IEC 17025 standard, may not be reproduced other than in full, except with the prior written approval of the head of Calibration Laboratory.

SITHIPORN ASSOCIATES CO., LTD.

CALIBRATION LABORATORY

451-451/1 Sirinthorn Road, Bangbumru, Bangplud, Bangkok, 10700 Thailand
Tel. +66 2433 8331 Email : calibration@sithiporn.com



Cert. No. : ACL24076
Job No. : VC67AC0054
Pages : 2 of 8

Calibration Procedure : CP-AC-01

Calibration Method :

This equipment was calibrated by follow on IEC-61672-3 (2013) Standard for sound level meter (SLM).

The SLM had tests to Acoustical and Electrical signal tests of frequency weighting with Anechoic chamber and Reference Standard Instruments.

For tests results of each items were made by observation of each Instruments display and also with SLM's display.

Condition of this result of calibration :

1. Reference Standard Instruments :

<u>Instrument</u>	<u>Model</u>	<u>Serial No.</u>	<u>Cert. No.</u>	<u>Due Date</u>
Waveform Generator	33210A	MY48017076	EF-0009-23	07-FEB-24
Waveform Generator	33511B	MY52302742	EF-0010-23	07-FEB-24
Digital Multimeter	33461A	MY53220104	EEL.BP 30/0266	13-FEB-24
Digital Multimeter	33461A	MY53220076	EEL.BP 29/0266	13-FEB-24
Digital Multimeter	34461A	MY60024273	EEL.BP 31/0266	14-FEB-24
Programmable Attenuator	MAT-1070	62100114	EF-0011-23	08-FEB-24
Condenser Microphone	4180	2977900	AA-1001-23	14-FEB-24
Measuring Amplifier	NA-42KAI	34560495	AA-3002-23	14-FEB-24

2. This result of calibration was found accurate as shown on date and place of calibration for this calibrated item only.

3. This certificate is traceable to the international system of unit maintained at :

3.1 National Institute of Metrology (Thailand).

3.2 Thailand Institute of Scientific and Technological Research (TISTR).

A handwritten signature in blue ink, appearing to read 'G. Reton', is located at the bottom right of the page.

SITHIPORN ASSOCIATES CO., LTD.

CALIBRATION LABORATORY

451-451/1 Sirinthorn Road, Bangbunru, Bangplud, Bangkok, 10700 Thailand
Tel. +66 2433 8331 Email : calibration@sithiporn.com

SITHIPORN
associates



Cert. No. : ACL24076

Job No. : VC67AC0054

Pages : 3 of 8

Summary of Measurement Result :

Parameter	Uncertainty (dB)	Maximum-permitted uncertainty of measurement (dB)
1. Absolute sensitivity	0.2	N/A
2. Self-generated noise	0.2	N/A
3. Acoustical signal tests of frequency weightings		
125 Hz	0.3	0.6
1000 Hz	0.3	0.6
8000 Hz	0.3	0.7
4. Electrical signal tests of frequency weightings		
For 10 Hz to 4 kHz	0.3	0.6
For > 4 kHz to 10 kHz	0.3	0.7
For > 10 kHz to 20 kHz	-	1.0
5. Frequency and time weightings at 1 kHz	0.2	0.2
6. Long - term stability	0.1	0.1
7. Level linearity on the reference level range	0.2	0.3
8. Level linearity including the level range control	0.2	0.3
9. Tone burst response	0.2	0.3
10. Peak C sound level	0.2	0.35
11. Overload indication	0.2	0.25
12. High level stability	0.1	0.1

T. Ratan.

SITHIPORN ASSOCIATES CO., LTD.

CALIBRATION LABORATORY

451-451/1 Sirinthorn Road, Bangbumru, Bangplud, Bangkok, 10700 Thailand
Tel. +66 2433 8331 Email : calibration@sithiporn.com



Cert. No. : ACL24076

Job No. : VC67AC0054

Pages : 4 of 8

Result of calibration :

1. Absolute sensitivity

Reference Acoustic Signal (dB)	Measured Value (dB)	Deviation (dB)	Acceptance Limit (dB)
93.9 (93.98)	93.9	0.0	±0.3

2. Self-generated noise

2.1 Normal test

Measured Value (dB)
14.4

2.2 The microphone of the sound level meter was replaced by electrical signal input device.

Frequency Weighting	Measured value (dB)
A - weight	12.6
C - weight	18.9
Flat	24.7

3. Acoustical signal tests of frequency weightings

Meter free-field acoustic response at a level of 84 dB

Frequency (Hz)	Deviation from various frequency weighting response curve (dB)			
	Flat	C-weight	A-weight	Acceptance Limits
125	0.3	0.3	0.3	± 1.5
1000	0.0	0.0	0.0	± 1.0
8000	-0.5	-0.4	-0.4	±5.0

G. Peter

SITHIPORN ASSOCIATES CO., LTD.

CALIBRATION LABORATORY

451-451/1 Sirinthorn Road, Bangbumru, Bangplud, Bangkok, 10700 Thailand
Tel. +66 2433 8331 Email : calibration@sithiporn.com

SITHIPORN
associates



Cert. No. : ACL24076

Job No. : VC67AC0054

Pages : 5 of 8

4. Electrical signal tests of frequency weightings

Weighting network response with relative to 1 kHz.

Frequency (Hz)	Deviation from various frequency weighting response curve (dB)			
	Flat	C-weight	A-weight	Acceptance Limits
63	-0.1	-0.1	-0.1	±2.0
125	-0.1	0.0	-0.1	±1.5
250	-0.1	0.0	-0.1	±1.5
500	0.0	0.0	-0.1	±1.5
1000	0.0	0.0	0.0	±1.0
2000	0.0	0.0	0.0	±2.0
4000	0.0	0.0	0.0	±3.0
8000	0.0	0.0	0.0	±5.0

5. Frequency and time weightings at 1 kHz

5.1 Frequency weightings at 1 kHz

Frequency Weighting	Anticipated Value (dB)	Measured Value (dB)	Deviated Value (dB)	Acceptance Limits (dB)
A - weight	94.0	94.0	0.0	± 0.2
C - weight	94.0	94.0	0.0	± 0.2
Flat	94.0	94.0	0.0	± 0.2

5.2 Time weighting at 1 kHz

Frequency Weighting	Anticipated Value (dB)	Measured Value (dB)	Deviated Value (dB)	Acceptance Limits (dB)
Fast	94.0	94.0	0.0	± 0.1
Slow	94.0	94.0	0.0	± 0.1
Leq	94.0	94.0	0.0	± 0.1

6. Long - term stability

Frequency Weighting	SLM Display at initial (dB)	SLM Display at final (dB)	Deviated Value (dB)	Acceptance Limits (dB)
A - weight	94.0	94.0	0.0	± 0.3

T. Keten.

SITHIPORN ASSOCIATES CO., LTD.

CALIBRATION LABORATORY

451-451/1 Sirinthorn Road, Bangbumru, Bangplud, Bangkok, 10700 Thailand
Tel. +66 2433 8331 Email : calibration@sithiporn.com

SITHIPORN
associates



Cert. No. : ACL24076

Job No. : VC67AC0054

Pages : 6 of 8

7. Level linearity on the reference level range

Anticipated Value (dB)	Measured Value (dB)	Deviated Value (dB)	Acceptance Limits (dB)
137.0	137.1	0.1	± 1.1
136.0	136.1	0.1	± 1.1
135.0	135.1	0.1	± 1.1
134.0	134.1	0.1	± 1.1
133.0	133.0	0.0	± 1.1
132.0	132.0	0.0	± 1.1
131.0	131.0	0.0	± 1.1
129.0	129.1	0.1	± 1.1
124.0	124.0	0.0	± 1.1
119.0	119.1	0.1	± 1.1
114.0	114.1	0.1	± 1.1
109.0	109.0	0.0	± 1.1
104.0	104.1	0.1	± 1.1
99.0	99.1	0.1	± 1.1
94.0	94.0	0.0	± 1.1
89.0	89.0	0.0	± 1.1
84.0	84.0	0.0	± 1.1
79.0	79.0	0.0	± 1.1
74.0	74.0	0.0	± 1.1
69.0	69.0	0.0	± 1.1
64.0	64.0	0.0	± 1.1
59.0	59.0	0.0	± 1.1
54.0	54.0	0.0	± 1.1
49.0	49.0	0.0	± 1.1
44.0	44.0	0.0	± 1.1
39.0	39.0	0.0	± 1.1
34.0	34.0	0.0	± 1.1
30.0	29.9	-0.1	± 1.1
29.0	28.9	-0.1	± 1.1
28.0	27.9	-0.1	± 1.1
27.0	26.9	-0.1	± 1.1
26.0	25.9	-0.1	± 1.1
25.0	24.9	-0.1	± 1.1

T. Peter

SITHIPORN ASSOCIATES CO., LTD.

CALIBRATION LABORATORY

451-451/1 Sirinthorn Road, Bangbumru, Bangplud, Bangkok, 10700 Thailand
Tel. +66 2433 8331 Email : calibration@sithiporn.com

SITHIPORN
associates



Cert. No. : ACL24076
Job No. : VC67AC0054
Pages : 7 of 8

8. Level linearity including the level range control

Range	Anticipated Value (dB)	Measured Value (dB)	Deviated Value (dB)	Acceptance Limits (dB)
Auto	94.0	94.0	0.0	±1.1

9. Tone burst response

Time Weighting	Tone burst duration, Tb (ms)	Cycle	Anticipated Value (dB)	Measured Value (dB)	Deviated Value (dB)	Acceptance Limits (dB)
Fast	0.25	1	108.0	107.9	-0.1	1.5 ; -5.0
	2	8	117.0	116.9	-0.1	1.0 ; -2.5
	200	800	134.0	134.0	0.0	±1.0
Slow	2	8	108.0	108.0	0.0	1.5 ; -5.0
	200	800	127.6	127.6	0.0	±1.0
SEL	0.25	1	99.0	98.8	-0.2	1.5 ; -5.0
	2	8	108.0	107.9	-0.1	1.0 ; -2.5
	200	800	128.0	128.0	0.0	±1.0

10. Peak C sound level

Number of cycle in test signal	Anticipated Value (dB)	Measured Value, Lcpeak (dB)	Deviated Value (dB)	Acceptance Limits (dB)
Continuous	133.0	133.0	0.0	±3.0
One	136.4	136.0	-0.4	±3.0

Number of cycle in test signal	Anticipated Value (dB)	Measured Value (dB)	Deviated Value (dB)	Acceptance Limits (dB)
Continuous	133.0	133.0	0.0	±2.0
Positive half cycle	135.4	135.1	-0.3	±2.0
Negative half cycle	135.4	135.1	-0.3	±2.0

G. Reter

SITHIPORN ASSOCIATES CO., LTD.

CALIBRATION LABORATORY

451-451/1 Sirinthorn Road, Bangbumru, Bangplud, Bangkok, 10700 Thailand
Tel. +66 2433 8331 Email : calibration@sithiporn.com

SITHIPORN
associates



Cert. No. : ACL24076
Job No. : VC67AC0054
Pages : 8 of 8

11. Overload indication

Measured value (dB)		Deviated Value (dB)	Acceptance Limits (dB)
Positive one-half cycle	Negative one-half cycle		
89.6	89.6	0.0	±1.5

12. High level stability

Frequency Weighting	SLM Display at initial (dB)	SLM Display at final (dB)	Deviated Value (dB)	Acceptance Limits (dB)
A - weight	137.0	137.0	0.0	±0.3

The reported uncertainty is based on a standard uncertainty multiplied by coverage factor $k = 2$
or any value following calculation, providing a level of confidence of approximately 95 %

————— **End of Calibration Certificate** —————

T. Peter

SITHIPHORN ASSOCIATES CO.,LTD. CALIBRATION LABORATORY

451-451/1 Sirinthorn Rd.,Bangbumru, Bangplud Bangkok 10700 THAILAND.
Tel.0-2435-8800 Fax.0-2433-1679 e-mail:cal-center@sithiphorn.com http://www.sithiphorn.com



Cert. No. : ACL23196

Pages : 1 of 8

Calibration Certificate

Equipment : SOUND LEVEL METER
Manufacturer : RION
Model : NL-42/ Microphone UC-52 / Preamplifier NH-24
Serial No.: 00734223 / 169439 /72460
ID No.: RYG_FS0029

Condition As Found : GOOD

Customer : ALS LABORATORY GROUP (THAILAND) CO., LTD.
104 PHATTHANAKAN 40, PHATTHANAKAN ROAD,
KHWAENG PHATTHANAKAN, KHET SUAN LUANG,
BANGKOK, 10250 THAILAND.

Location : -
Ambient Temperature : (23.0 \pm 3) °C
Pressure : (101.3 \pm 3) kPa
Relative Humidity : (50.0 \pm 20) %

Received Date : 15 JUNE 2023
Calibration Date : 20-22 JUNE 2023
Date of Issue : 23 JUNE 2023

REVIEW BY	<i>Nathakorn P.</i>
APPROVED BY	<i>[Signature]</i>
NEXT CAL. DATE	20/6/24

Calibrated by : Nathakorn Pisutpaisan

Approved by :

T. Petchurai
(Thanakul Petchurai)

This certificate is issued in accordance with the requirements of ISO/IEC 17025 standard, may not be reproduced other than in full, except with the prior written approval of the head of Calibration Laboratory.

Continuation of Calibration Certificate

Cert. No. : ACL23196
Job No. : VC66AC0066
Pages : 2 of 8

Calibration Procedure : CP-AC-01

Calibration Method :

This equipment was calibrated by based on IEC-61672-3 (2013) Standard for sound level meter (SLM).

The SLM had tests to Acoustical and Electrical signal tests of frequency weighting with Anechoic chamber and Reference Standard Instruments.

For tests results of each items were made by observation of each Instruments display and also with SLM's display.

Condition of this result of calibration :

1. Reference Standard Instruments :

<u>Instrument</u>	<u>Model</u>	<u>Serial No.</u>	<u>Cert. No.</u>	<u>Due Date</u>
Waveform Generator	33210A	MY48017076	EF-0009-23	07-FEB-24
Waveform Generator	33511B	MY52302742	EF-0010-23	07-FEB-24
Digital Multimeter	33461A	MY53220104	EEL.BP 30/0266	13-FEB-24
Digital Multimeter	33461A	MY53220076	EEL.BP 29/0266	13-FEB-24
Digital Multimeter	34461A	MY60024273	EEL.BP 31/0266	14-FEB-24
Programmable Attenuator	MAT-1070	62100114	EF-0011-23	08-FEB-24
Condenser Microphone	4180	2977900	AA-1001-23	14-FEB-24
Measuring Amplifier	NA-42KAI	34560495	AA-3002-23	14-FEB-24

2. This result of calibration was found accurate as shown on date and place of calibration for this calibrated item only.

3. This certificate is traceable to the international system of unit maintained at :

3.1 National Institute of Metrology (Thailand).

3.2 Thailand Institute of Scientific and Technological Research (TISTR).

Continuation of Calibration Certificate

Cert. No. : ACL23196
Job No. : VC66AC0066
Pages : 3 of 8

Summary of Measurement Result :

Parameter	Pass	Fail	Uncertainty (dB)	Maximum-permitted uncertainty of measurement (dB)
1. Absolute sensitivity	✓	-	0.2	N/A
2. Self-generated noise	✓	-	0.1	N/A
3. Acoustical signal tests of frequency weightings				
125 Hz	✓	-	0.3	0.6
1000 Hz	✓	-	0.3	0.6
8000 Hz	✓	-	0.3	0.7
4. Electrical signal tests of frequency weightings				
For 10 Hz to 4 kHz	✓	-	0.3	0.6
For > 4 kHz to 10 kHz	✓	-	0.3	0.7
For > 10 kHz to 20 kHz	-	-	-	1.0
5. Frequency and time weightings at 1 kHz	✓	-	0.2	0.2
6. Long - term stability	✓	-	0.1	0.1
7. Level linearity on the reference level range	✓	-	0.2	0.3
8. Level linearity including the level range control	✓	-	0.2	0.3
9. Tone burst response	✓	-	0.2	0.3
10. Peak C sound level	✓	-	0.2	0.35
11. Overload indication	✓	-	0.2	0.25
12. High level stability	✓	-	0.1	0.1

Note : Pass/Fail evaluation for each parameter,
will be considered together from the acceptance limit and the Maximum-permitted uncertainty of measurement.

Continuation of Calibration Certificate

Cert. No. : ACL23196

Job No. : VC66AC0066

Pages : 4 of 8

Result of calibration :**1. Absolute sensitivity**

Reference Acoustic Signal (dB)	Measured Value (dB)	Deviation (dB)	Acceptance Limit (dB)
93.9 (93.98)	93.9	0.0	±0.3

2. Self-generated noise

2.1 Normal test

Measured Value (dB)
14.3

2.2 The microphone of the sound level meter was replaced by electrical signal input device.

Frequency Weighting	Measured value (dB)
A - weight	10.8
C - weight	17.0
Flat	22.8

3. Acoustical signal tests of frequency weightings

Meter free-field acoustic response at a level of 84 dB

Frequency (Hz)	Deviation from various frequency weighting response curve (dB)			Acceptance Limits
	Flat	C-weight	A-weight	
125	0.5	0.5	0.5	± 1.5
1000	0.0	0.0	0.0	± 1.0
8000	-2.1	-2.1	-2.1	±5.0

Continuation of Calibration Certificate

Cert. No. : ACL23196
Job No. : VC66AC0066
Pages : 5 of 8

4. Electrical signal tests of frequency weightings

Weighting network response with relative to 1 kHz.

Frequency (Hz)	Deviation from various frequency weighting response curve (dB)			
	Flat	C-weight	A-weight	Acceptance Limits
63	-0.1	-0.1	-0.1	±2.0
125	0.0	0.0	0.0	±1.5
250	0.0	0.0	-0.1	±1.5
500	0.0	0.0	-0.1	±1.5
1000	0.0	0.0	0.0	±1.0
2000	0.0	0.0	0.0	±2.0
4000	0.0	0.0	0.0	±3.0
8000	0.0	0.1	0.1	±5.0

5. Frequency and time weightings at 1 kHz

5.1 Frequency weightings at 1 kHz

Frequency Weighting	Anticipated Value (dB)	Measured Value (dB)	Deviated Value (dB)	Acceptance Limits (dB)
A - weight	94.0	94.0	0.0	± 0.2
C - weight	94.0	94.0	0.0	± 0.2
Flat	94.0	94.0	0.0	± 0.2

5.2 Time weighting at 1 kHz

Frequency Weighting	Anticipated Value (dB)	Measured Value (dB)	Deviated Value (dB)	Acceptance Limits (dB)
Fast	94.0	94.0	0.0	± 0.1
Slow	94.0	94.0	0.0	± 0.1
Leq	94.0	94.0	0.0	± 0.1

6. Long - term stability

Frequency Weighting	SLM Display at initial (dB)	SLM Display at final (dB)	Deviated Value (dB)	Acceptance Limits (dB)
A - weight	94.0	94.0	0.0	± 0.3

Continuation of Calibration Certificate

Cert. No. : ACL23196

Job No. : VC66AC0066

Pages : 6 of 8

7. Level linearity on the reference level range

Anticipated Value (dB)	Measured Value (dB)	Deviated Value (dB)	Acceptance Limits (dB)
137.0	137.0	0.0	± 1.1
136.0	136.0	0.0	± 1.1
135.0	135.0	0.0	± 1.1
134.0	134.0	0.0	± 1.1
133.0	132.9	-0.1	± 1.1
132.0	131.9	-0.1	± 1.1
131.0	130.9	-0.1	± 1.1
129.0	129.0	0.0	± 1.1
124.0	124.0	0.0	± 1.1
119.0	119.0	0.0	± 1.1
114.0	114.0	0.0	± 1.1
109.0	109.0	0.0	± 1.1
104.0	104.0	0.0	± 1.1
99.0	99.0	0.0	± 1.1
94.0	94.0	0.0	± 1.1
89.0	89.0	0.0	± 1.1
84.0	84.0	0.0	± 1.1
79.0	79.0	0.0	± 1.1
74.0	74.0	0.0	± 1.1
69.0	69.0	0.0	± 1.1
64.0	64.0	0.0	± 1.1
59.0	59.0	0.0	± 1.1
54.0	54.0	0.0	± 1.1
49.0	49.0	0.0	± 1.1
44.0	44.0	0.0	± 1.1
39.0	39.0	0.0	± 1.1
34.0	34.0	0.0	± 1.1
30.0	30.0	0.0	± 1.1
29.0	29.0	0.0	± 1.1
28.0	28.0	0.0	± 1.1
27.0	27.0	0.0	± 1.1
26.0	26.0	0.0	± 1.1
25.0	24.9	-0.1	± 1.1

Continuation of Calibration Certificate

Cert. No. : ACL23196
 Job No. : VC66AC0066
 Pages : 7 of 8

8. Level linearity including the level range control

Range	Anticipated Value (dB)	Measured Value (dB)	Deviated Value (dB)	Acceptance Limits (dB)
Auto	94.0	94.0	0.0	±1.1

9. Tone burst response

Time Weighting	Tone burst duration, Tb (ms)	Cycle	Anticipated Value (dB)	Measured Value (dB)	Deviated Value (dB)	Acceptance Limits (dB)
Fast	0.25	1	108.0	107.9	-0.1	1.5 ; -5.0
	2	8	117.0	117.0	0.0	1.0 ; -2.5
	200	800	134.0	134.0	0.0	±1.0
Slow	2	8	108.0	108.0	0.0	1.5 ; -5.0
	200	800	127.6	127.6	0.0	±1.0
SEL	0.25	1	99.0	98.9	-0.1	1.5 ; -5.0
	2	8	108.0	108.0	0.0	1.0 ; -2.5
	200	800	128.0	128.0	0.0	±1.0

10. Peak C sound level

Number of cycle in test signal	Anticipated Value (dB)	Measured Value, Lcpeak (dB)	Deviated Value (dB)	Acceptance Limits (dB)
Continuous	133.0	133.0	0.0	±3.0
One	136.4	135.7	-0.7	±3.0

Number of cycle in test signal	Anticipated Value (dB)	Measured Value (dB)	Deviated Value (dB)	Acceptance Limits (dB)
Continuous	133.0	133.0	0.0	±2.0
Positive half cycle	135.4	135.1	-0.3	±2.0
Negative half cycle	135.4	135.1	-0.3	±2.0

Continuation of Calibration Certificate

Cert. No. : ACL23196

Job No. : VC66AC0066

Pages : 8 of 8

11. Overload indication

Measured value (dB)		Deviated Value (dB)	Acceptance Limits (dB)
Positive one-half cycle	Negative one-half cycle		
89.6	89.5	-0.1	±1.5

12. High level stability

Frequency Weighting	SLM Display at initial (dB)	SLM Display at final (dB)	Deviated Value (dB)	Acceptance Limits (dB)
A - weight	137.0	137.0	0.0	±0.3

The reported uncertainty is based on a standard uncertainty multiplied by coverage factor $k = 2$
or any value following calculation, providing a level of confidence of approximately 95 %

End of Calibration Certificate

Cert. No. : ACL24093

Pages : 1 of 8

Calibration Certificate


Equipment : SOUND LEVEL METER
Manufacturer : RION
Model : NL-42 / Microphone UC-52 / Preamplifier NH-24
Serial No.: 00734225 / 145272 / 34370
ID No.: RYG_FS0030

Condition As Found : GOOD

Customer : ALS LABORATORY GROUP (THAILAND) CO., LTD.
104 PHATTHANAKAN 40, PHATTHANAKAN ROAD,
KHWANG PHATTHANAKAN, KHET SUAN LUANG,
BANGKOK, 10250 THAILAND.

Location : -
Ambient Temperature : (23.0 \pm 3) °C
Pressure : (101.3 \pm 3) kPa
Relative Humidity : (50.0 \pm 20) %

Received Date : 19 JANUARY 2024
Calibration Date : 25-26 JANUARY 2024
Date of Issue : 29 JANUARY 2024



Calibrated by : Nathakorn Pisutpaisan

Approved by :

[Signature]
(Thanakul Petchurai)

This certificate is issued in accordance with the requirements of ISO/IEC 17025 standard, may not be reproduced other than in full, except with the prior written approval of the head of Calibration Laboratory.

SITHIPORN ASSOCIATES CO., LTD.

CALIBRATION LABORATORY

451-451/1 Sirinthorn Road, Bangbumru, Bangplud, Bangkok, 10700 Thailand
Tel. +66 2433 8331 Email : calibration@sithiporn.com

SITHIPORN
associates



Cert. No. : ACL24093

Job No. : VC67AC0058

Pages : 2 of 8

Calibration Procedure : CP-AC-01

Calibration Method :

This equipment was calibrated by follow on IEC-61672-3 (2013) Standard for sound level meter (SLM).

The SLM had tests to Acoustical and Electrical signal tests of frequency weighting with Anechoic chamber and Reference Standard Instruments.

For tests results of each items were made by observation of each Instruments display and also with SLM's display.

Condition of this result of calibration :

1. Reference Standard Instruments :

<u>Instrument</u>	<u>Model</u>	<u>Serial No.</u>	<u>Cert. No.</u>	<u>Due Date</u>
Waveform Generator	33210A	MY48017076	EF-0009-23	07-FEB-24
Waveform Generator	33511B	MY52302742	EF-0010-23	07-FEB-24
Digital Multimeter	33461A	MY53220104	EEL.BP 30/0266	13-FEB-24
Digital Multimeter	33461A	MY53220076	EEL.BP 29/0266	13-FEB-24
Digital Multimeter	34461A	MY60024273	EEL.BP 31/0266	14-FEB-24
Programmable Attenuator	MAT-1070	62100114	EF-0011-23	08-FEB-24
Condenser Microphone	4180	2977900	AA-1001-23	14-FEB-24
Measuring Amplifier	NA-42KAI	34560495	AA-3002-23	14-FEB-24

2. This result of calibration was found accurate as shown on date and place of calibration for this calibrated item only.

3. This certificate is traceable to the international system of unit maintained at :

3.1 National Institute of Metrology (Thailand).

3.2 Thailand Institute of Scientific and Technological Research (TISTR).

SITHIPORN ASSOCIATES CO., LTD.

CALIBRATION LABORATORY

451-451/1 Sirinthorn Road, Bangbumru, Bangplud, Bangkok, 10700 Thailand
Tel. +66 2433 8331 Email : calibration@sithiporn.com

SITHIPORN
associates



Cert. No. : ACL24093
Job No. : VC67AC0058
Pages : 3 of 8

Summary of Measurement Result :

Parameter	Uncertainty (dB)	Maximum-permitted uncertainty of measurement (dB)
1. Absolute sensitivity	0.2	N/A
2. Self-generated noise	0.2	N/A
3. Acoustical signal tests of frequency weightings		
125 Hz	0.3	0.6
1000 Hz	0.3	0.6
8000 Hz	0.3	0.7
4. Electrical signal tests of frequency weightings		
For 10 Hz to 4 kHz	0.3	0.6
For > 4 kHz to 10 kHz	0.3	0.7
For > 10 kHz to 20 kHz	-	1.0
5. Frequency and time weightings at 1 kHz	0.2	0.2
6. Long - term stability	0.1	0.1
7. Level linearity on the reference level range	0.2	0.3
8. Level linearity including the level range control	0.2	0.3
9. Tone burst response	0.2	0.3
10. Peak C sound level	0.2	0.35
11. Overload indication	0.2	0.25
12. High level stability	0.1	0.1

G. Peter

SITHIPHORN ASSOCIATES CO., LTD.

CALIBRATION LABORATORY

451-451/1 Sirinthorn Road, Bangbunru, Bangplud, Bangkok, 10700 Thailand
Tel. +66 2433 8331 Email : calibration@sithiphorn.com

SITHIPHORN
associates



Cert. No. : ACL24093

Job No. : VC67AC0058

Pages : 4 of 8

Result of calibration :

1. Absolute sensitivity

Reference Acoustic Signal (dB)	Measured Value (dB)	Deviation (dB)	Acceptance Limit (dB)
93.9 (93.98)	93.9	0.0	±0.3

2. Self-generated noise

2.1 Normal test

Measured Value (dB)
21.4

2.2 The microphone of the sound level meter was replaced by electrical signal input device.

Frequency Weighting	Measured value (dB)
A - weight	11.6
C - weight	17.9
Flat	23.6

3. Acoustical signal tests of frequency weightings

Meter free-field acoustic response at a level of 84 dB

Frequency (Hz)	Deviation from various frequency weighting response curve (dB)			
	Flat	C-weight	A-weight	Acceptance Limits
125	0.3	0.3	0.3	± 1.5
1000	0.0	0.0	0.0	± 1.0
8000	-1.1	-0.9	-0.9	±5.0

T. Petch.

Cert. No. : ACL24093
Job No. : VC67AC0058
Pages : 5 of 8

4. Electrical signal tests of frequency weightings

Weighting network response with relative to 1 kHz.

Frequency (Hz)	Deviation from various frequency weighting response curve (dB)			
	Flat	C-weight	A-weight	Acceptance Limits
63	-0.1	0.0	0.0	±2.0
125	0.0	0.1	0.0	±1.5
250	0.0	0.0	0.0	±1.5
500	0.0	0.0	0.0	±1.5
1000	0.0	0.0	0.0	±1.0
2000	0.0	0.0	0.0	±2.0
4000	0.0	0.0	0.0	±3.0
8000	0.0	0.1	0.1	±5.0

5. Frequency and time weightings at 1 kHz

5.1 Frequency weightings at 1 kHz

Frequency Weighting	Anticipated Value (dB)	Measured Value (dB)	Deviated Value (dB)	Acceptance Limits (dB)
A - weight	94.0	94.0	0.0	± 0.2
C - weight	94.0	94.0	0.0	± 0.2
Flat	94.0	94.0	0.0	± 0.2

5.2 Time weighting at 1 kHz

Frequency Weighting	Anticipated Value (dB)	Measured Value (dB)	Deviated Value (dB)	Acceptance Limits (dB)
Fast	94.0	94.0	0.0	± 0.1
Slow	94.0	94.0	0.0	± 0.1
Leq	94.0	94.0	0.0	± 0.1

6. Long - term stability

Frequency Weighting	SLM Display at initial (dB)	SLM Display at final (dB)	Deviated Value (dB)	Acceptance Limits (dB)
A - weight	94.0	94.0	0.0	± 0.3

S. K. K.

SITHIPORN ASSOCIATES CO., LTD.

CALIBRATION LABORATORY

451-451/1 Sirinthorn Road, Bangbumru, Bangplud, Bangkok, 10700 Thailand
Tel. +66 2433 8331 Email : calibration@sithiphorn.com

SITHIPORN
associates



Cert. No. : ACL24093

Job No. : VC67AC0058

Pages : 6 of 8

7. Level linearity on the reference level range

Anticipated Value (dB)	Measured Value (dB)	Deviated Value (dB)	Acceptance Limits (dB)
137.0	137.0	0.0	± 1.1
136.0	136.0	0.0	± 1.1
135.0	135.0	0.0	± 1.1
134.0	134.0	0.0	± 1.1
133.0	133.0	0.0	± 1.1
132.0	132.0	0.0	± 1.1
131.0	131.0	0.0	± 1.1
129.0	129.0	0.0	± 1.1
124.0	124.0	0.0	± 1.1
119.0	119.0	0.0	± 1.1
114.0	114.0	0.0	± 1.1
109.0	109.0	0.0	± 1.1
104.0	104.0	0.0	± 1.1
99.0	99.0	0.0	± 1.1
94.0	94.0	0.0	± 1.1
89.0	89.0	0.0	± 1.1
84.0	84.0	0.0	± 1.1
79.0	79.0	0.0	± 1.1
74.0	74.0	0.0	± 1.1
69.0	69.0	0.0	± 1.1
64.0	64.0	0.0	± 1.1
59.0	59.0	0.0	± 1.1
54.0	53.9	-0.1	± 1.1
49.0	49.0	0.0	± 1.1
44.0	43.9	-0.1	± 1.1
39.0	38.9	-0.1	± 1.1
34.0	33.9	-0.1	± 1.1
30.0	29.9	-0.1	± 1.1
29.0	28.9	-0.1	± 1.1
28.0	28.0	0.0	± 1.1
27.0	27.0	0.0	± 1.1
26.0	26.0	0.0	± 1.1
25.0	25.0	0.0	± 1.1

T. Petch

Cert. No. : ACL24093
Job No. : VC67AC0058
Pages : 7 of 8

8. Level linearity including the level range control

Range	Anticipated Value (dB)	Measured Value (dB)	Deviated Value (dB)	Acceptance Limits (dB)
Auto	94.0	94.0	0.0	±1.1

9. Tone burst response

Time Weighting	Tone burst duration, Tb (ms)	Cycle	Anticipated Value (dB)	Measured Value (dB)	Deviated Value (dB)	Acceptance Limits (dB)
Fast	0.25	1	108.0	107.9	-0.1	1.5 ; -5.0
	2	8	117.0	117.0	0.0	1.0 ; -2.5
	200	800	134.0	134.0	0.0	±1.0
Slow	2	8	108.0	108.0	0.0	1.5 ; -5.0
	200	800	127.6	127.6	0.0	±1.0
SEL	0.25	1	99.0	98.9	-0.1	1.5 ; -5.0
	2	8	108.0	108.0	0.0	1.0 ; -2.5
	200	800	128.0	128.0	0.0	±1.0

10. Peak C sound level

Number of cycle in test signal	Anticipated Value (dB)	Measured Value, Lcpeak (dB)	Deviated Value (dB)	Acceptance Limits (dB)
Continuous	133.0	133.0	0.0	±3.0
One	136.4	136.2	-0.2	±3.0

Number of cycle in test signal	Anticipated Value (dB)	Measured Value (dB)	Deviated Value (dB)	Acceptance Limits (dB)
Continuous	133.0	133.0	0.0	±2.0
Positive half cycle	135.4	135.2	-0.2	±2.0
Negative half cycle	135.4	135.2	-0.2	±2.0

G. Petchum

SITHIPORN ASSOCIATES CO., LTD.

CALIBRATION LABORATORY

451-451/1 Sirinthorn Road, Bangbumru, Bangplud, Bangkok, 10700 Thailand
Tel. +66 2433 8331 Email : calibration@sithiporn.com

SITHIPORN
associates



Cert. No. : ACL24093
Job No. : VC67AC0058
Pages : 8 of 8

11. Overload indication

Measured value (dB)		Deviated Value (dB)	Acceptance Limits (dB)
Positive one-half cycle	Negative one-half cycle		
89.6	89.8	0.2	±1.5

12. High level stability

Frequency Weighting	SLM Display at initial (dB)	SLM Display at final (dB)	Deviated Value (dB)	Acceptance Limits (dB)
A - weight	137.0	137.0	0.0	±0.3

The reported uncertainty is based on a standard uncertainty multiplied by coverage factor $k = 2$
or any value following calculation, providing a level of confidence of approximately 95 %

————— **End of Calibration Certificate** —————

T. Peter

SITHIPHORN ASSOCIATES CO.,LTD. CALIBRATION LABORATORY

451-451/1 Sirinthorn Rd.,Bangbumru, Bangplud Bangkok 10700 THAILAND.
Tel.0-2435-8800 Fax.0-2433-1679 e-mail:cal-center@sithiphorn.com http://www.sithiphorn.com



Cert. No. : ACL23262

Pages : 1 of 8

Calibration Certificate

Equipment : SOUND LEVEL METER
Manufacturer : RION
Model : NL-42/ Microphone UC-52 / Preamplifier NH-24
Serial No.: 00572561 / 170398 / 72899
ID No.: RYG_FS0300

Condition As Found : GOOD

Customer : ALS LABORATORY GROUP (THAILAND) CO., LTD.
104 PHATTHANAKAN 40, PHATTHANAKAN ROAD,
KHWAENG PHATTHANAKAN, KHET SUAN LUANG,
BANGKOK, 10250 THAILAND.

Location : -
Ambient Temperature : (23.0 \pm 3) °C
Pressure : (101.3 \pm 3) kPa
Relative Humidity : (50.0 \pm 20) %

Received Date : 23 AUGUST 2023
Calibration Date : 01 SEPTEMBER 2023
Date of Issue : 04 SEPTEMBER 2023

REVIEW BY	<i>Nathakorn P</i>
APPROVED BY	<i>[Signature]</i>
NEXT CAL. DATE	1/9/24

Calibrated by : Nathakorn Pisutpaisan

Approved by :

T. Petchurai
(Thanakul Petchurai)

This certificate is issued in accordance with the requirements of ISO/IEC 17025 standard, may not be reproduced other than in full, except with the prior written approval of the head of Calibration Laboratory.

Continuation of Calibration Certificate

Cert. No. : ACL23262

Job No. : VC66AC0094

Pages : 2 of 8

Calibration Procedure : CP-AC-01

Calibration Method :

This equipment was calibrated by based on IEC-61672-3 (2013) Standard for sound level meter (SLM).

The SLM had tests to Acoustical and Electrical signal tests of frequency weighting with Anechoic chamber and Reference Standard Instruments.

For tests results of each items were made by observation of each Instruments display and also with SLM's display.

Condition of this result of calibration :

1. Reference Standard Instruments :

<u>Instrument</u>	<u>Model</u>	<u>Serial No.</u>	<u>Cert. No.</u>	<u>Due Date</u>
Waveform Generator	33210A	MY48017076	EF-0009-23	07-FEB-24
Waveform Generator	33511B	MY52302742	EF-0010-23	07-FEB-24
Digital Multimeter	33461A	MY53220104	EEL.BP 30/0266	13-FEB-24
Digital Multimeter	33461A	MY53220076	EEL.BP 29/0266	13-FEB-24
Digital Multimeter	34461A	MY60024273	EEL.BP 31/0266	14-FEB-24
Programmable Attenuator	MAT-1070	62100114	EF-0011-23	08-FEB-24
Condenser Microphone	4180	2977900	AA-1001-23	14-FEB-24
Measuring Amplifier	NA-42KAI	34560495	AA-3002-23	14-FEB-24

2. This result of calibration was found accurate as shown on date and place of calibration for this calibrated item only.

3. This certificate is traceable to the international system of unit maintained at :

3.1 National Institute of Metrology (Thailand).

3.2 Thailand Institute of Scientific and Technological Research (TISTR).

Continuation of Calibration Certificate

Cert. No. : ACL23262

Job No. : VC66AC0094

Pages : 3 of 8

Summary of Measurement Result :

Parameter	Pass	Fail	Uncertainty (dB)	Maximum-permitted uncertainty of measurement (dB)
1. Absolute sensitivity	✓	-	0.2	N/A
2. Self-generated noise	✓	-	0.2	N/A
3. Acoustical signal tests of frequency weightings				
125 Hz	✓	-	0.3	0.6
1000 Hz	✓	-	0.3	0.6
8000 Hz	✓	-	0.3	0.7
4. Electrical signal tests of frequency weightings				
For 10 Hz to 4 kHz	✓	-	0.3	0.6
For > 4 kHz to 10 kHz	✓	-	0.3	0.7
For > 10 kHz to 20 kHz	-	-	-	1.0
5. Frequency and time weightings at 1 kHz	✓	-	0.2	0.2
6. Long - term stability	✓	-	0.1	0.1
7. Level linearity on the reference level range	✓	-	0.2	0.3
8. Level linearity including the level range control	✓	-	0.2	0.3
9. Tone burst response	✓	-	0.2	0.3
10. Peak C sound level	✓	-	0.2	0.35
11. Overload indication	✓	-	0.2	0.25
12. High level stability	✓	-	0.1	0.1

Note : Pass/Fail evaluation for each parameter,
will be considered together from the acceptance limit and the Maximum-permitted uncertainty of measurement.

Continuation of Calibration Certificate

Cert. No. : ACL23262

Job No. : VC66AC0094

Pages : 4 of 8

Result of calibration :**1. Absolute sensitivity**

Reference Acoustic Signal (dB)	Measured Value (dB)	Deviation (dB)	Acceptance Limit (dB)
93.9 (93.98)	93.9	0.0	±0.3

2. Self-generated noise

2.1 Normal test

Measured Value (dB)
16.1

2.2 The microphone of the sound level meter was replaced by electrical signal input device.

Frequency Weighting	Measured value (dB)
A - weight	12.0
C - weight	18.2
Flat	24.0

3. Acoustical signal tests of frequency weightings

Meter free-field acoustic response at a level of 84 dB

Frequency (Hz)	Deviation from various frequency weighting response curve (dB)			Acceptance Limits
	Flat	C-weight	A-weight	
125	0.2	0.2	0.2	± 1.5
1000	-0.1	-0.1	-0.1	± 1.0
8000	0.3	0.4	0.4	±5.0

Continuation of Calibration Certificate

Cert. No. : ACL23262

Job No. : VC66AC0094

Pages : 5 of 8

4. Electrical signal tests of frequency weightings

Weighting network response with relative to 1 kHz.

Frequency (Hz)	Deviation from various frequency weighting response curve (dB)			
	Flat	C-weight	A-weight	Acceptance Limits
63	0.0	-0.1	0.0	±2.0
125	0.0	0.0	0.0	±1.5
250	0.0	0.0	0.0	±1.5
500	0.0	0.1	0.0	±1.5
1000	0.0	0.0	0.0	±1.0
2000	0.0	0.1	0.0	±2.0
4000	0.0	0.0	0.0	±3.0
8000	0.0	0.1	0.1	±5.0

5. Frequency and time weightings at 1 kHz

5.1 Frequency weightings at 1 kHz

Frequency Weighting	Anticipated Value (dB)	Measured Value (dB)	Deviated Value (dB)	Acceptance Limits (dB)
A - weight	94.0	94.0	0.0	± 0.2
C - weight	94.0	94.0	0.0	± 0.2
Flat	94.0	94.0	0.0	± 0.2

5.2 Time weighting at 1 kHz

Frequency Weighting	Anticipated Value (dB)	Measured Value (dB)	Deviated Value (dB)	Acceptance Limits (dB)
Fast	94.0	94.0	0.0	± 0.1
Slow	94.0	94.0	0.0	± 0.1
Leq	94.0	94.0	0.0	± 0.1

6. Long - term stability

Frequency Weighting	SLM Display at initial (dB)	SLM Display at final (dB)	Deviated Value (dB)	Acceptance Limits (dB)
A - weight	94.0	94.0	0.0	± 0.3

Continuation of Calibration Certificate

Cert. No. : ACL23262

Job No. : VC66AC0094

Pages : 6 of 8

7. Level linearity on the reference level range

Anticipated Value (dB)	Measured Value (dB)	Deviated Value (dB)	Acceptance Limits (dB)
137.0	137.0	0.0	± 1.1
136.0	136.0	0.0	± 1.1
135.0	135.0	0.0	± 1.1
134.0	134.0	0.0	± 1.1
133.0	133.0	0.0	± 1.1
132.0	132.0	0.0	± 1.1
131.0	131.0	0.0	± 1.1
129.0	129.0	0.0	± 1.1
124.0	124.0	0.0	± 1.1
119.0	119.0	0.0	± 1.1
114.0	114.0	0.0	± 1.1
109.0	109.0	0.0	± 1.1
104.0	104.0	0.0	± 1.1
99.0	99.0	0.0	± 1.1
94.0	94.0	0.0	± 1.1
89.0	89.0	0.0	± 1.1
84.0	84.0	0.0	± 1.1
79.0	79.0	0.0	± 1.1
74.0	74.0	0.0	± 1.1
69.0	69.0	0.0	± 1.1
64.0	64.0	0.0	± 1.1
59.0	59.0	0.0	± 1.1
54.0	54.0	0.0	± 1.1
49.0	49.0	0.0	± 1.1
44.0	44.0	0.0	± 1.1
39.0	39.0	0.0	± 1.1
34.0	34.0	0.0	± 1.1
30.0	30.0	0.0	± 1.1
29.0	28.9	-0.1	± 1.1
28.0	27.9	-0.1	± 1.1
27.0	26.9	-0.1	± 1.1
26.0	25.9	-0.1	± 1.1
25.0	24.9	-0.1	± 1.1

Continuation of Calibration Certificate

Cert. No. : ACL23262

Job No. : VC66AC0094

Pages : 7 of 8

8. Level linearity including the level range control

Range	Anticipated Value (dB)	Measured Value (dB)	Deviated Value (dB)	Acceptance Limits (dB)
Auto	94.0	94.0	0.0	±1.1

9. Tone burst response

Time Weighting	Tone burst duration, Tb (ms)	Cycle	Anticipated Value (dB)	Measured Value (dB)	Deviated Value (dB)	Acceptance Limits (dB)
Fast	0.25	1	108.0	107.9	-0.1	1.5 ; -5.0
	2	8	117.0	117.0	0.0	1.0 ; -2.5
	200	800	134.0	134.1	0.1	±1.0
Slow	2	8	108.0	108.0	0.0	1.5 ; -5.0
	200	800	127.6	127.6	0.0	±1.0
SEL	0.25	1	99.0	98.9	-0.1	1.5 ; -5.0
	2	8	108.0	108.0	0.0	1.0 ; -2.5
	200	800	128.0	128.0	0.0	±1.0

10. Peak C sound level

Number of cycle in test signal	Anticipated Value (dB)	Measured Value, Lcpeak (dB)	Deviated Value (dB)	Acceptance Limits (dB)
Continuous	133.0	133.0	0.0	±3.0
One	136.4	135.7	-0.7	±3.0

Number of cycle in test signal	Anticipated Value (dB)	Measured Value (dB)	Deviated Value (dB)	Acceptance Limits (dB)
Continuous	133.0	133.0	0.0	±2.0
Positive half cycle	135.4	135.2	-0.2	±2.0
Negative half cycle	135.4	135.2	-0.2	±2.0

Continuation of Calibration Certificate

Cert. No. : ACL23262
Job No. : VC66AC0094
Pages : 8 of 8

11. Overload indication

Measured value (dB)		Deviated Value (dB)	Acceptance Limits (dB)
Positive one-half cycle	Negative one-half cycle		
89.7	89.5	-0.2	±1.5

12. High level stability

Frequency Weighting	SLM Display at initial (dB)	SLM Display at final (dB)	Deviated Value (dB)	Acceptance Limits (dB)
A - weight	137.1	137.0	0.1	±0.3

The reported uncertainty is based on a standard uncertainty multiplied by coverage factor $k = 2$
or any value following calculation, providing a level of confidence of approximately 95 %

End of Calibration Certificate

Cert. No. : ACL24007

Pages : 1 of 8

Calibration Certificate


Equipment : SOUND LEVEL METER
Manufacturer : RION
Model : NL-42 / Microphone UC-52 / Preamplifier NH-24
Serial No.: 01173609 / 172170 / 74021
ID No.: RYG_FS0388

Condition As Found : GOOD

Customer : ALS LABORATORY GROUP (THAILAND) CO., LTD.
104 PHATTHANAKAN 40, PHATTHANAKAN ROAD,
KHWANG PHATTHANAKAN, KHET SUAN LUANG,
BANGKOK, 10250 THAILAND.

Location : -
Ambient Temperature : (23.0 \pm 3) °C
Pressure : (101.3 \pm 3) kPa
Relative Humidity : (50.0 \pm 20) %

Received Date : 19 DECEMBER 2023
Calibration Date : 05-08 JANUARY 2024
Date of Issue : 09 JANUARY 2024



Calibrated by : Nathakorn Pisutpaisan

Approved by : *T. Petchurai*
(Thanakul Petchurai)

This certificate is issued in accordance with the requirements of ISO/IEC 17025 standard, may not be reproduced other than in full, except with the prior written approval of the head of Calibration Laboratory.

SITHIPORN ASSOCIATES CO., LTD.

CALIBRATION LABORATORY

451-451/1 Sirinthorn Road, Bangbunru, Bangplud, Bangkok, 10700 Thailand
Tel. +66 2433 8331 Email : calibration@sithiporn.com

SITHIPORN
associates



Cert. No. : ACL24007
Job No. : VC67AC0044
Pages : 2 of 8

Calibration Procedure : CP-AC-01

Calibration Method :

This equipment was calibrated by follow on IEC-61672-3 (2013) Standard for sound level meter (SLM).

The SLM had tests to Acoustical and Electrical signal tests of frequency weighting with Anechoic chamber and Reference Standard Instruments.

For tests results of each items were made by observation of each Instruments display and also with SLM's display.

Condition of this result of calibration :

1. Reference Standard Instruments :

<u>Instrument</u>	<u>Model</u>	<u>Serial No.</u>	<u>Cert. No.</u>	<u>Due Date</u>
Waveform Generator	33210A	MY48017076	EF-0009-23	07-FEB-24
Waveform Generator	33511B	MY52302742	EF-0010-23	07-FEB-24
Digital Multimeter	33461A	MY53220104	EEL.BP 30/0266	13-FEB-24
Digital Multimeter	33461A	MY53220076	EEL.BP 29/0266	13-FEB-24
Digital Multimeter	34461A	MY60024273	EEL.BP 31/0266	14-FEB-24
Programmable Attenuator	MAT-1070	62100114	EF-0011-23	08-FEB-24
Condenser Microphone	4180	2977900	AA-1001-23	14-FEB-24
Measuring Amplifier	NA-42KAI	34560495	AA-3002-23	14-FEB-24

2. This result of calibration was found accurate as shown on date and place of calibration for this calibrated item only.

3. This certificate is traceable to the international system of unit maintained at :

3.1 National Institute of Metrology (Thailand).

3.2 Thailand Institute of Scientific and Technological Research (TISTR).

7. Peter.

SITHIPORN ASSOCIATES CO., LTD. CALIBRATION LABORATORY

451-451/1 Sirinthorn Road, Bangbumru, Bangplud, Bangkok, 10700 Thailand
Tel. +66 2433 8331 Email : calibration@sithiporn.com

SITHIPORN
associates



Cert. No. : ACL24007

Job No. : VC67AC0044

Pages : 3 of 8

Summary of Measurement Result :

Parameter	Uncertainty	Maximum-permitted
	(dB)	uncertainty of measurement (dB)
1. Absolute sensitivity	0.2	N/A
2. Self-generated noise	0.2	N/A
3. Acoustical signal tests of frequency weightings		
125 Hz	0.3	0.6
1000 Hz	0.3	0.6
8000 Hz	0.3	0.7
4. Electrical signal tests of frequency weightings		
For 10 Hz to 4 kHz	0.3	0.6
For > 4 kHz to 10 kHz	0.3	0.7
For > 10 kHz to 20 kHz	-	1.0
5. Frequency and time weightings at 1 kHz	0.2	0.2
6. Long - term stability	0.1	0.1
7. Level linearity on the reference level range	0.2	0.3
8. Level linearity including the level range control	0.2	0.3
9. Tone burst response	0.2	0.3
10. Peak C sound level	0.2	0.35
11. Overload indication	0.2	0.25
12. High level stability	0.1	0.1

G. Petchu.

SITHIPORN ASSOCIATES CO., LTD.

CALIBRATION LABORATORY

451-451/1 Sirinthorn Road, Bangbunru, Bangplud, Bangkok, 10700 Thailand
Tel. +66 2433 8331 Email : calibration@sithiporn.com

SITHIPORN
associates



Cert. No. : ACL24007

Job No. : VC67AC0044

Pages : 4 of 8

Result of calibration :

1. Absolute sensitivity

Reference Acoustic Signal (dB)	Measured Value (dB)	Deviation (dB)	Acceptance Limit (dB)
93.9 (93.98)	93.9	0.0	±0.3

2. Self-generated noise

2.1 Normal test

Measured Value (dB)
15.1

2.2 The microphone of the sound level meter was replaced by electrical signal input device.

Frequency Weighting	Measured value (dB)
A - weight	13.4
C - weight	19.9
Flat	25.3

3. Acoustical signal tests of frequency weightings

Meter free-field acoustic response at a level of 84 dB

Frequency (Hz)	Deviation from various frequency weighting response curve (dB)			
	Flat	C-weight	A-weight	Acceptance Limits
125	0.3	0.3	0.3	± 1.5
1000	0.1	0.1	0.1	± 1.0
8000	0.8	0.9	0.9	±5.0

T. Petch

SITHIPORN ASSOCIATES CO., LTD.

CALIBRATION LABORATORY

451-451/1 Sirinthorn Road, Bangbumru, Bangplud, Bangkok, 10700 Thailand
Tel. +66 2433 8331 Email : calibration@sithiporn.com

SITHIPORN
associates



Cert. No. : ACL24007

Job No. : VC67AC0044

Pages : 5 of 8

4. Electrical signal tests of frequency weightings

Weighting network response with relative to 1 kHz.

Frequency (Hz)	Deviation from various frequency weighting response curve (dB)			
	Flat	C-weight	A-weight	Acceptance Limits
63	-0.1	-0.1	0.0	±2.0
125	0.0	0.0	0.0	±1.5
250	0.0	0.0	0.0	±1.5
500	0.0	0.0	-0.1	±1.5
1000	0.0	0.0	0.0	±1.0
2000	0.0	0.0	0.0	±2.0
4000	0.0	0.0	0.0	±3.0
8000	0.0	0.1	0.1	±5.0

5. Frequency and time weightings at 1 kHz

5.1 Frequency weightings at 1 kHz

Frequency Weighting	Anticipated Value (dB)	Measured Value (dB)	Deviated Value (dB)	Acceptance Limits (dB)
A - weight	94.0	94.0	0.0	± 0.2
C - weight	94.0	94.0	0.0	± 0.2
Flat	94.0	94.0	0.0	± 0.2

5.2 Time weighting at 1 kHz

Frequency Weighting	Anticipated Value (dB)	Measured Value (dB)	Deviated Value (dB)	Acceptance Limits (dB)
Fast	94.0	94.0	0.0	± 0.1
Slow	94.0	94.0	0.0	± 0.1
Leq	94.0	94.0	0.0	± 0.1

6. Long - term stability

Frequency Weighting	SLM Display at initial (dB)	SLM Display at final (dB)	Deviated Value (dB)	Acceptance Limits (dB)
A - weight	94.0	94.0	0.0	± 0.3

G. Ketch.

SITHIPORN ASSOCIATES CO., LTD.

CALIBRATION LABORATORY

451-451/1 Sirinthorn Road, Bangbunru, Bangplud, Bangkok, 10700 Thailand
Tel. +66 2433 8331 Email : calibration@sithiporn.com

SITHIPORN
associates



Cert. No. : ACL24007

Job No. : VC67AC0044

Pages : 6 of 8

7. Level linearity on the reference level range

Anticipated Value (dB)	Measured Value (dB)	Deviated Value (dB)	Acceptance Limits (dB)
137.0	137.0	0.0	± 1.1
136.0	136.0	0.0	± 1.1
135.0	135.0	0.0	± 1.1
134.0	134.0	0.0	± 1.1
133.0	133.0	0.0	± 1.1
132.0	132.0	0.0	± 1.1
131.0	131.0	0.0	± 1.1
129.0	129.0	0.0	± 1.1
124.0	124.0	0.0	± 1.1
119.0	119.0	0.0	± 1.1
114.0	114.0	0.0	± 1.1
109.0	109.0	0.0	± 1.1
104.0	104.0	0.0	± 1.1
99.0	99.0	0.0	± 1.1
94.0	94.0	0.0	± 1.1
89.0	89.0	0.0	± 1.1
84.0	84.0	0.0	± 1.1
79.0	79.0	0.0	± 1.1
74.0	74.0	0.0	± 1.1
69.0	69.0	0.0	± 1.1
64.0	64.0	0.0	± 1.1
59.0	59.0	0.0	± 1.1
54.0	54.0	0.0	± 1.1
49.0	49.0	0.0	± 1.1
44.0	44.0	0.0	± 1.1
39.0	39.0	0.0	± 1.1
34.0	34.0	0.0	± 1.1
30.0	30.0	0.0	± 1.1
29.0	29.0	0.0	± 1.1
28.0	28.1	0.1	± 1.1
27.0	27.1	0.1	± 1.1
26.0	26.1	0.1	± 1.1
25.0	25.1	0.1	± 1.1

T. Peter

Cert. No. : ACL24007
Job No. : VC67AC0044
Pages : 7 of 8

8. Level linearity including the level range control

Range	Anticipated Value (dB)	Measured Value (dB)	Deviated Value (dB)	Acceptance Limits (dB)
Auto	94.0	94.0	0.0	±1.1

9. Tone burst response

Time Weighting	Tone burst duration, Tb (ms)	Cycle	Anticipated Value (dB)	Measured Value (dB)	Deviated Value (dB)	Acceptance Limits (dB)
Fast	0.25	1	108.0	107.9	-0.1	1.5 ; -5.0
	2	8	117.0	117.0	0.0	1.0 ; -2.5
	200	800	134.0	134.0	0.0	±1.0
Slow	2	8	108.0	108.0	0.0	1.5 ; -5.0
	200	800	127.6	127.6	0.0	±1.0
SEL	0.25	1	99.0	98.9	-0.1	1.5 ; -5.0
	2	8	108.0	108.0	0.0	1.0 ; -2.5
	200	800	128.0	128.0	0.0	±1.0

10. Peak C sound level

Number of cycle in test signal	Anticipated Value (dB)	Measured Value, Lcpeak (dB)	Deviated Value (dB)	Acceptance Limits (dB)
Continuous	133.0	133.0	0.0	±3.0
One	136.4	136.3	-0.1	±3.0

Number of cycle in test signal	Anticipated Value (dB)	Measured Value (dB)	Deviated Value (dB)	Acceptance Limits (dB)
Continuous	133.0	133.0	0.0	±2.0
Positive half cycle	135.4	135.2	-0.2	±2.0
Negative half cycle	135.4	135.2	-0.2	±2.0

T. Petcha

SITHIPORN ASSOCIATES CO., LTD.

CALIBRATION LABORATORY

451-451/1 Sirinthorn Road, Bangbumru, Bangplud, Bangkok, 10700 Thailand
Tel. +66 2433 8331 Email : calibration@sithiporn.com

SITHIPORN
associates



Cert. No. : ACL24007

Job No. : VC67AC0044

Pages : 8 of 8

11. Overload indication

Measured value (dB)		Deviated Value (dB)	Acceptance Limits (dB)
Positive one-half cycle	Negative one-half cycle		
89.5	89.6	0.1	±1.5

12. High level stability

Frequency Weighting	SLM Display at initial (dB)	SLM Display at final (dB)	Deviated Value (dB)	Acceptance Limits (dB)
A - weight	137.0	137.0	0.0	±0.3

The reported uncertainty is based on a standard uncertainty multiplied by coverage factor $k = 2$
or any value following calculation, providing a level of confidence of approximately 95 %

————— **End of Calibration Certificate** —————

T. Petu-

Cert. No. : ACL24008
Pages : 1 of 8

Calibration Certificate

Equipment : SOUND LEVEL METER
Manufacturer : RION
Model : NL-42 / Microphone UC-52 / Preamplifier NH-24
Serial No.: 01173610 / 143485 / 22619
ID No.: RYG_FS0389

Condition As Found : GOOD

Customer : ALS LABORATORY GROUP (THAILAND) CO., LTD.
104 PHATTHANAKAN 40, PHATTHANAKAN ROAD,
KHWAEANG PHATTHANAKAN, KHET SUAN LUANG,
BANGKOK, 10250 THAILAND.

Location : -
Ambient Temperature : (23.0 ± 3) °C
Pressure : (101.3 ± 3) kPa
Relative Humidity : (50.0 ± 20) %

Received Date : 19 DECEMBER 2023
Calibration Date : 05-08 JANUARY 2024
Date of Issue : 09 JANUARY 2024

REVIEW BY	<i>Nathakorn P</i>
APPROVED BY	<i>[Signature]</i>
NEXT CAL. DATE	4/1/25

Calibrated by : Nathakorn Pisutpaisan

Approved by : *[Signature]*
(Thanakul Petchurai)

This certificate is issued in accordance with the requirements of ISO/IEC 17025 standard, may not be reproduced other than in full, except with the prior written approval of the head of Calibration Laboratory.

SITHIPHORN ASSOCIATES CO., LTD.

CALIBRATION LABORATORY

451-451/1 Sirinthorn Road, Bangbumru, Bangplud, Bangkok, 10700 Thailand
Tel. +66 2433 8331 Email : calibration@sithiphorn.com

SITHIPHORN
associates



Cert. No. : ACL24008
Job No. : VC67AC0044
Pages : 2 of 8

Calibration Procedure : CP-AC-01

Calibration Method :

This equipment was calibrated by follow on IEC-61672-3 (2013) Standard for sound level meter (SLM).

The SLM had tests to Acoustical and Electrical signal tests of frequency weighting with Anechoic chamber and Reference Standard Instruments.

For tests results of each items were made by observation of each Instruments display and also with SLM's display.

Condition of this result of calibration :

1. Reference Standard Instruments :

<u>Instrument</u>	<u>Model</u>	<u>Serial No.</u>	<u>Cert. No.</u>	<u>Due Date</u>
Waveform Generator	33210A	MY48017076	EF-0009-23	07-FEB-24
Waveform Generator	33511B	MY52302742	EF-0010-23	07-FEB-24
Digital Multimeter	33461A	MY53220104	EEL.BP 30/0266	13-FEB-24
Digital Multimeter	33461A	MY53220076	EEL.BP 29/0266	13-FEB-24
Digital Multimeter	34461A	MY60024273	EEL.BP 31/0266	14-FEB-24
Programmable Attenuator	MAT-1070	62100114	EF-0011-23	08-FEB-24
Condenser Microphone	4180	2977900	AA-1001-23	14-FEB-24
Measuring Amplifier	NA-42KAI	34560495	AA-3002-23	14-FEB-24

2. This result of calibration was found accurate as shown on date and place of calibration for this calibrated item only.

3. This certificate is traceable to the international system of unit maintained at :

3.1 National Institute of Metrology (Thailand).

3.2 Thailand Institute of Scientific and Technological Research (TISTR).

T. Retana

SITHIPORN ASSOCIATES CO., LTD.

CALIBRATION LABORATORY

451-451/1 Sirinthorn Road, Bangbumru, Bangplud, Bangkok, 10700 Thailand
Tel. +66 2433 8331 Email : calibration@sithiporn.com

SITHIPORN
associates



Cert. No. : ACL24008

Job No. : VC67AC0044

Pages : 3 of 8

Summary of Measurement Result :

Parameter	Uncertainty	Maximum-permitted
	(dB)	uncertainty of measurement (dB)
1. Absolute sensitivity	0.2	N/A
2. Self-generated noise	0.2	N/A
3. Acoustical signal tests of frequency weightings		
125 Hz	0.3	0.6
1000 Hz	0.3	0.6
8000 Hz	0.3	0.7
4. Electrical signal tests of frequency weightings		
For 10 Hz to 4 kHz	0.3	0.6
For > 4 kHz to 10 kHz	0.3	0.7
For > 10 kHz to 20 kHz	-	1.0
5. Frequency and time weightings at 1 kHz	0.2	0.2
6. Long - term stability	0.1	0.1
7. Level linearity on the reference level range	0.2	0.3
8. Level linearity including the level range control	0.2	0.3
9. Tone burst response	0.2	0.3
10. Peak C sound level	0.2	0.35
11. Overload indication	0.2	0.25
12. High level stability	0.1	0.1

T. Ratan.

SITHIPORN ASSOCIATES CO., LTD.

CALIBRATION LABORATORY

451-451/1 Sirinthorn Road, Bangbunru, Bangplud, Bangkok, 10700 Thailand
Tel. +66 2433 8331 Email : calibration@sithiporn.com

SITHIPORN
associates



Cert. No. : ACL24008

Job No. : VC67AC0044

Pages : 4 of 8

Result of calibration :

1. Absolute sensitivity

Reference Acoustic Signal (dB)	Measured Value (dB)	Deviation (dB)	Acceptance Limit (dB)
93.9 (93.98)	93.9	0.0	±0.3

2. Self-generated noise

2.1 Normal test

Measured Value (dB)
18.6

2.2 The microphone of the sound level meter was replaced by electrical signal input device.

Frequency Weighting	Measured value (dB)
A - weight	16.2
C - weight	22.1
Flat	28.0

3. Acoustical signal tests of frequency weightings

Meter free-field acoustic response at a level of 84 dB

Frequency (Hz)	Deviation from various frequency weighting response curve (dB)			
	Flat	C-weight	A-weight	Acceptance Limits
125	0.4	0.5	0.5	± 1.5
1000	0.0	0.0	0.0	± 1.0
8000	0.5	0.5	0.6	±5.0

T. Letah.

SITHIPORN ASSOCIATES CO., LTD.

CALIBRATION LABORATORY

451-451/1 Sirinthorn Road, Bangbunru, Bangplud, Bangkok, 10700 Thailand
Tel. +66 2433 8331 Email : calibration@sithiporn.com

SITHIPORN
associates



Cert. No. : ACL24008

Job No. : VC67AC0044

Pages : 5 of 8

4. Electrical signal tests of frequency weightings

Weighting network response with relative to 1 kHz.

Frequency (Hz)	Deviation from various frequency weighting response curve (dB)			
	Flat	C-weight	A-weight	Acceptance Limits
63	-0.1	0.0	0.0	±2.0
125	0.0	0.0	0.0	±1.5
250	0.0	0.0	0.0	±1.5
500	0.0	0.0	0.0	±1.5
1000	0.0	0.0	0.0	±1.0
2000	0.0	0.0	0.0	±2.0
4000	0.0	0.0	0.0	±3.0
8000	0.0	0.1	0.1	±5.0

5. Frequency and time weightings at 1 kHz

5.1 Frequency weightings at 1 kHz

Frequency Weighting	Anticipated Value (dB)	Measured Value (dB)	Deviated Value (dB)	Acceptance Limits (dB)
A - weight	94.0	94.0	0.0	± 0.2
C - weight	94.0	94.0	0.0	± 0.2
Flat	94.0	94.0	0.0	± 0.2

5.2 Time weighting at 1 kHz

Frequency Weighting	Anticipated Value (dB)	Measured Value (dB)	Deviated Value (dB)	Acceptance Limits (dB)
Fast	94.0	94.0	0.0	± 0.1
Slow	94.0	94.0	0.0	± 0.1
Leq	94.0	94.0	0.0	± 0.1

6. Long - term stability

Frequency Weighting	SLM Display at initial (dB)	SLM Display at final (dB)	Deviated Value (dB)	Acceptance Limits (dB)
A - weight	94.0	94.0	0.0	± 0.3

Peter

SITHIPORN ASSOCIATES CO., LTD.

CALIBRATION LABORATORY

451-451/1 Sirinthorn Road, Bangbumru, Bangplud, Bangkok, 10700 Thailand
Tel. +66 2433 8331 Email : calibration@sithiporn.com

SITHIPORN
associates



Cert. No. : ACL24008

Job No. : VC67AC0044

Pages : 6 of 8

7. Level linearity on the reference level range

Anticipated Value (dB)	Measured Value (dB)	Deviated Value (dB)	Acceptance Limits (dB)
137.0	137.0	0.0	± 1.1
136.0	136.0	0.0	± 1.1
135.0	135.0	0.0	± 1.1
134.0	134.0	0.0	± 1.1
133.0	133.0	0.0	± 1.1
132.0	132.0	0.0	± 1.1
131.0	131.0	0.0	± 1.1
129.0	129.0	0.0	± 1.1
124.0	124.0	0.0	± 1.1
119.0	119.0	0.0	± 1.1
114.0	114.0	0.0	± 1.1
109.0	109.0	0.0	± 1.1
104.0	104.0	0.0	± 1.1
99.0	99.0	0.0	± 1.1
94.0	94.0	0.0	± 1.1
89.0	89.1	0.1	± 1.1
84.0	84.1	0.1	± 1.1
79.0	79.1	0.1	± 1.1
74.0	74.1	0.1	± 1.1
69.0	69.1	0.1	± 1.1
64.0	64.0	0.0	± 1.1
59.0	59.1	0.1	± 1.1
54.0	54.0	0.0	± 1.1
49.0	49.0	0.0	± 1.1
44.0	44.0	0.0	± 1.1
39.0	39.0	0.0	± 1.1
34.0	34.1	0.1	± 1.1
30.0	30.1	0.1	± 1.1
29.0	29.1	0.1	± 1.1
28.0	28.2	0.2	± 1.1
27.0	27.4	0.4	± 1.1
26.0	26.3	0.3	± 1.1
25.0	25.4	0.4	± 1.1

G. Petcha.

SITHIPORN ASSOCIATES CO., LTD.

CALIBRATION LABORATORY

451-451/1 Sirinthorn Road, Bangbumru, Bangplud, Bangkok, 10700 Thailand
Tel. +66 2433 8331 Email : calibration@sithiporn.com

SITHIPORN
associates



Cert. No. : ACL24008
Job No. : VC67AC0044
Pages : 7 of 8

8. Level linearity including the level range control

Range	Anticipated Value (dB)	Measured Value (dB)	Deviated Value (dB)	Acceptance Limits (dB)
Auto	94.0	94.0	0.0	±1.1

9. Tone burst response

Time Weighting	Tone burst duration, Tb (ms)	Cycle	Anticipated Value (dB)	Measured Value (dB)	Deviated Value (dB)	Acceptance Limits (dB)
Fast	0.25	1	108.0	107.9	-0.1	1.5 ; -5.0
	2	8	117.0	117.0	0.0	1.0 ; -2.5
	200	800	134.0	134.0	0.0	±1.0
Slow	2	8	108.0	108.0	0.0	1.5 ; -5.0
	200	800	127.6	127.6	0.0	±1.0
SEL	0.25	1	99.0	98.9	-0.1	1.5 ; -5.0
	2	8	108.0	108.0	0.0	1.0 ; -2.5
	200	800	128.0	128.0	0.0	±1.0

10. Peak C sound level

Number of cycle in test signal	Anticipated Value (dB)	Measured Value, Lcpeak (dB)	Deviated Value (dB)	Acceptance Limits (dB)
Continuous	133.0	133.0	0.0	±3.0
One	136.4	135.7	-0.7	±3.0

Number of cycle in test signal	Anticipated Value (dB)	Measured Value (dB)	Deviated Value (dB)	Acceptance Limits (dB)
Continuous	133.0	133.0	0.0	±2.0
Positive half cycle	135.4	135.2	-0.2	±2.0
Negative half cycle	135.4	135.2	-0.2	±2.0

T. Peter

SITHIPHORN ASSOCIATES CO., LTD.

CALIBRATION LABORATORY

451-451/1 Sirinthorn Road, Bangbunru, Bangplud, Bangkok, 10700 Thailand
Tel. +66 2433 8331 Email : calibration@sithiphorn.com

SITHIPHORN
associates



Cert. No. : ACL24008

Job No. : VC67AC0044

Pages : 8 of 8

11. Overload indication

Measured value (dB)		Deviated Value (dB)	Acceptance Limits (dB)
Positive one-half cycle	Negative one-half cycle		
89.7	89.6	-0.1	±1.5

12. High level stability

Frequency Weighting	SLM Display at initial (dB)	SLM Display at final (dB)	Deviated Value (dB)	Acceptance Limits (dB)
A - weight	137.0	137.0	0.0	±0.3

The reported uncertainty is based on a standard uncertainty multiplied by coverage factor $k = 2$
or any value following calculation, providing a level of confidence of approximately 95 %

End of Calibration Certificate

Signature